



**CORONA®**

**SEASON AFTER SEASON**

PRODUCT CATALOG



# Contents



## Files and Rasps 6



## Shovels 11

All-Steel Shovels . . . . .	13
Forged Shovels . . . . .	15
Closed-Back Shovels . . . . .	15
Standard Shovels . . . . .	17
Lightweight Shovels . . . . .	18
DIY Shovels . . . . .	19
Trench Shovels . . . . .	21
Scoop Shovels . . . . .	24
Snow Shovels . . . . .	26
Post Hole Diggers . . . . .	27



## Rakes 28

Landscape Rakes . . . . .	28
Level Head Rakes . . . . .	29
Leaf Rakes . . . . .	29
Bow Rakes . . . . .	31



## Hoes, Cultivators and Forks 32

Hoes . . . . .	33
Cultivators . . . . .	35
Forks . . . . .	36



## Striking Tools 38

Axes, Sledges, and Drilling Hammers . . . . .	38
Picks and Mattocks . . . . .	39
Heavy Bars . . . . .	40



## Utility Tools 41

Valve Keys, Wrenches and Probes . . . . .	42
Post Drivers and Tamps . . . . .	44
Weed Cutters, Scrapers and Edgers . . . . .	45



## Brooms 46



## Wheelbarrows 47



## Pruning Tools 50

Hand Pruners . . . . .	50
Hedge Shears . . . . .	55
Grass Shears . . . . .	58
Loppers . . . . .	59
Pruning Saws . . . . .	66
Machetes . . . . .	70
Tree Pruners . . . . .	71
Tree Pruner System Components . . . . .	73
Agricultural Tools . . . . .	79
Hydroponics Tool . . . . .	81
Floral Shears . . . . .	82



## Tree Pruner Saw Blades 74



## Hand and Garden Tools 75



## Accessories 83

## Sales Support and Merchandising 84

Display Rack Reference . . . . .	88
----------------------------------	----

## Index 90



# Two Great Product Lines

**CORONA®**

**MAX**



Corona's best-in-class tools, designed for professionals and passionate gardeners looking for heavy-duty durability and lasting performance, season after season.

- Maximum sharpness/durability/strength
- Forged, heavy-gauge steel and higher quality materials offering strength and performance
- Limited Lifetime Warranty
- Extensive replacement parts program
- Founded on Corona's heritage

**CORONA®**

**RED**



Designed for general, less intense use by casual gardeners and landscaping enthusiasts who want lightweight comfort.

- Feature-rich tools with value-oriented performance
- Limited Warranty
- Limited replacement parts



# Files and Rasps

Corona's extensive range of files represents the accumulated knowledge of our company with more than 72 years of file production. Through our partnership with Corporación Patricio Echeverría (CPE-Bellota), we have a long history of experience and proven expertise of manufacturing Corona-branded files and rasps.

## NEW CATEGORY ADDITION

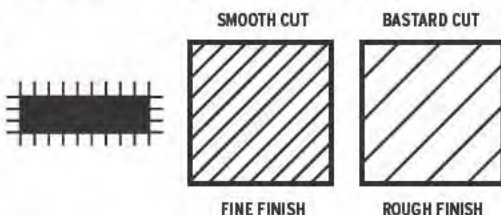
### DIG DEEPER

Learn more about the unique features of Corona tools. Simply scan the QR code with your mobile phone.



### Mill Files **NEW**

- General purpose files for shaping steel or restoring sharp edges and where a smooth finish is important. Ideal for sharpening tools such as spades, shovels, hoes, scrapers, etc. Good for polishing and deburring work on lathes
- Shape: rectangular cross section with parallel surfaces and tapered edges towards the tip
- Surfaces and edges single cut
- Choice of packaging: individual hang cards for peg display or boxed in bulk



### Bastard Cut - Carded

FE405506BCOCD - 6 inch LLW

FE405506BC1CD - 6 inch  
• Includes ergonomic handle LLW

FE405508BCOCD - 8 inch LLW

FE405508BC1CD - 8 inch  
• Includes ergonomic handle LLW

### Bastard Cut - Boxed

FE405504BCOBX - 4 inch LLW

FE405514BCOBX - 14 inch LLW

FE405510BCOCD - 10 inch LLW

FE405510BC1CD - 10 inch  
• Includes ergonomic handle LLW

FE405512BCOCD - 12 inch LLW

### Smooth Cut - Carded

FE405506SCOCD - 6 inch LLW

FE405508SCOCD - 8 inch LLW

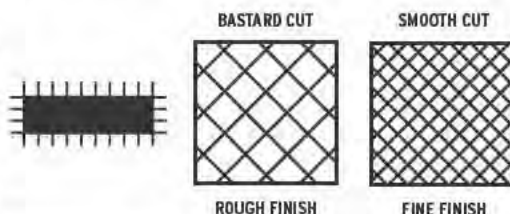
FE405510SCOCD - 10 inch LLW





## Flat Files **NEW**

- General purpose files for rapid removal or shaping of steel. High removal rate file for filing flat surfaces, sharp corners and shoulders as well as for deburring
- Shape: rectangular cross section with parallel surfaces and tapered edges towards the tip
- Surfaces double cut and edges single cut
- Choice of packaging: individual hang cards for peg display or boxed in bulk



### Bastard Cut - Carded

FE400106BCOCD - 6 inch LLW

FE400108BCOCD - 8 inch LLW

FE400108BC1CD - 8 inch  
• Includes ergonomic handle LLW

FE400110BCOCD - 10 inch LLW

FE400110BC1CD - 10 inch  
• Includes ergonomic handle LLW

FE400112BCOCD - 12 inch LLW

### Bastard Cut - Boxed

FE400110BCOBX - 10 inch LLW

FE400112BCOBX - 12 inch LLW

### Smooth Cut - Carded

FE400106SCOCD - 6 inch LLW

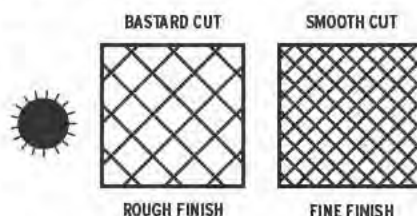
FE400108SCOCD - 8 inch LLW

FE400110SCOCD - 10 inch LLW



## Round Files **NEW**

- General purpose files for filing holes, large fillets and concave surfaces. For rapid removal or shaping of steel on concave surfaces
- Shape: round cross section tapered towards the point
- Double cut
- Choice of packaging: individual hang cards for peg display or boxed in bulk



### Bastard Cut - Carded

FE400406BCOCD - 6 inch LLW

FE400406BC1CD - 6 inch  
• Includes ergonomic handle LLW

FE400408BCOCD - 8 inch LLW

FE400408BC1CD - 8 inch  
• Includes ergonomic handle LLW

FE400410BCOCD - 10 inch LLW

FE400410BC1CD - 10 inch  
• Includes ergonomic handle LLW

FE400412BCOCD - 12 inch LLW

### Bastard Cut - Boxed

FE400404BCOBX - 4 inch LLW

### Smooth Cut - Carded

FE400406SCOCD - 6 inch LLW

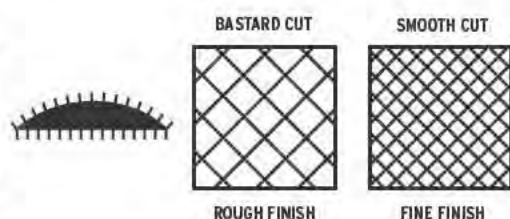
FE400408SCOCD - 8 inch LLW

FE400410SCOCD - 10 inch LLW



## Half-Round Files **NEW**

- General purpose files for rapid removal or shaping of steel on concave, flat surfaces and large holes. Suitable for deburring work
- Shape: half-round cross section with edges and surfaces tapered towards the tip
- Double cut
- Choice of packaging: individual hang cards for peg display or boxed in bulk



### Bastard Cut - Carded

FE400306BCOCD - 6 inch LLW

FE400306BC1CD - 6 inch  
• Includes ergonomic handle LLW

FE400308BCOCD - 8 inch LLW

FE400308BC1CD - 8 inch  
• Includes ergonomic handle LLW

FE400310BCOCD - 10 inch LLW

FE400310BC1CD - 10 inch  
• Includes ergonomic handle LLW

FE400312BCOCD - 12 inch LLW

### Smooth Cut - Carded

FE400306SCOCD - 6 inch LLW

### Bastard Cut - Boxed

FE400306BCOBX - 6 inch LLW

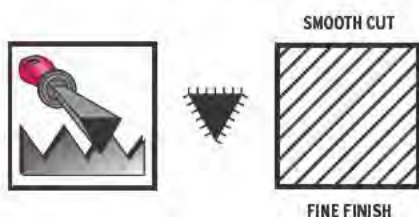
FE400312BCOBX - 12 inch LLW

FE400308SCOCD - 8 inch LLW

FE400310SCOCD - 10 inch LLW

## Slim Taper Files **NEW**

- For sharpening all types of saw with fine universal toothing. Ideal for sharpening saws with 60° angle saw teeth. Tapered point to file tight angles.
- Shape: triangular, with edges tapering towards the tip
- Surfaces and edges single cut
- Individual hang card packaging for peg display



FE404106SLOCD – 6 inch LLW

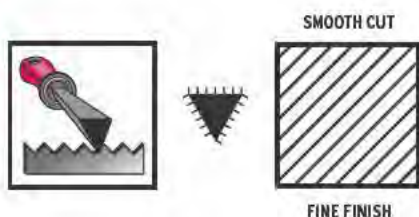
FE404106SL1CD – 6 inch LLW  
• Includes ergonomic handle

FE404108SLOCD – 8 inch LLW

FE404108SL1CD – 8 inch LLW  
• Includes ergonomic handle

## Extra Slim Taper Files **NEW**

- For sharpening all types of saw with fine universal toothing. Ideal for sharpening saws with 60° angle saw teeth. Tapered point to file tight angles
- Shape: triangular, with edges tapering towards the tip
- Surfaces and edges single cut
- Individual hang card packaging for peg display



FE404004XS0CD – 4 inch LLW

FE404005XS0CD – 5 inch LLW  
• Includes ergonomic handle

FE404006XS1CD – 6 inch LLW  
• Includes ergonomic handle

FE404007XS0CD – 7 inch LLW

FE404006XS0CD – 6 inch LLW

FE404008XS0CD – 8 inch LLW

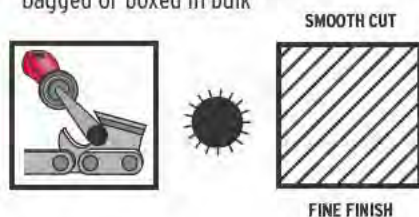
## Double Extra Slim Taper File

- 42% smaller cross section than 6 inch Extra Slim Taper Files

FE404006XX0CD – 6 inch LLW

## Round Chainsaw Files **NEW**

- For sharpening cutters of saw chain
- Shape: round and straight towards the tip
- Surfaces and edges single cut
- Choice of packaging: individual hang cards for peg display, bagged or boxed in bulk



### Carded

CF425018SC0CD – 6 x 1/8 inch LLW

CF4250532SC0CD – 6 x 5/32 inch LLW

CF4050532SC0CD – 8 x 5/32 inch LLW

CF4050316SC0CD – 8 x 3/16 inch LLW

CF405002SC0CD – 8 x 13/64 inch LLW

CF4050732SC0CD – 8 x 7/32 inch LLW

CF405014SC0CD – 8 x 1/4 inch LLW

E mm	E"	E/2 = Pitch	Ø suitable file in"	Ø suitable file in mm
12,70	0,5"	1/4"	5/32"	4,0
16,50	0,65"	0,325"	11/64"-3/16"	4,5-4,8
18,64	0,75"	3/8"	13/64"-7/32"	5,2-5,5
20,52	0,808"	0,404"	7/32"	5,5
25,40	1"	1/2"	1/4"	6,35
38,10	1,5"	3/4"	5/16"	7,9

### Boxed

CF4250532SC0BX – 6 x 5/32 inch LLW

### Bagged

CF4050316SC0BG – 8 x 3/16 inch LLW

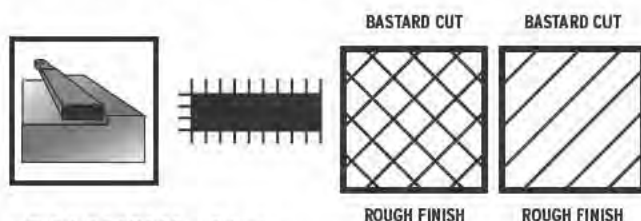
CF4050732SC0BG – 8 x 7/32 inch LLW





## Handy File **NEW**

- Versatile general purpose file
- Single cut: for fine filing of flat surfaces and for fine sharpening of tools and implements
- Double cut: for filing flat surfaces and for rough sharpening of edges on spades, hoes, mower blades, etc
- Shape: rectangular cross section with parallel edges, one edge uncut
- Surfaces and edges: one side double cut bastard, the other side single cut bastard. One edge single cut, one edge uncut
- Integral handle with hanging hole
- Individual hang card packaging for peg display

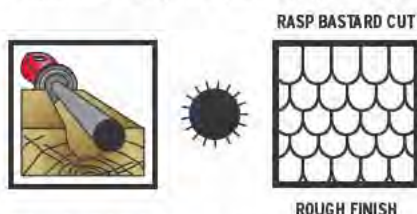


HF106108STOCD – 8 inch  
LLW




## Round Wood Rasp **NEW**

- For work in soft materials like wood, plywood, wallboard, plastics and other soft materials, ideal for holes and concave surfaces.
- Shape: round, tapered towards the tip
- Type of cut: medium
- Securely mounted ergonomic handle
- Individual hang card packaging for peg display



FR410408BC1CD – 8 inch  
LLW



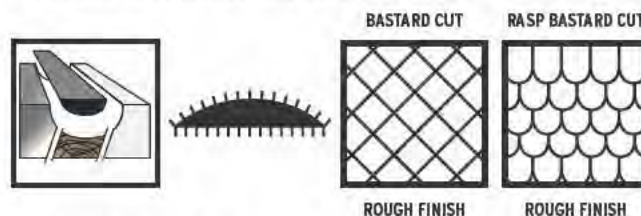
## Farmer File **NEW**

- General purpose file for shaping metal or restoring sharp edges
- Ideal for sharpening tools such as spades, shovels, hoes, scrapers, etc.
- Shape: rectangular cross section with parallel edges
- Surfaces and edges: both sides single cut and both edges uncut
- Integral handle with hanging hole



## 4 in 1 File and Rasp **NEW**

- 4 in 1 file for work on wood, plastics and other soft materials combining rasp cut for extremely rapid removal and double cut for fast removal and smoothing.
- Shape: half-round cross section with parallel edges
- Individual hang card packaging for peg display

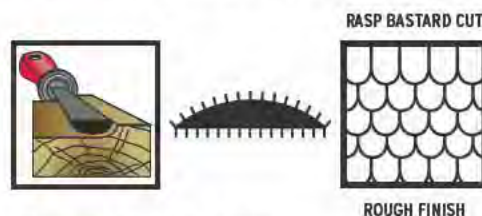


FR413208OCD – 8 inch  
LLW

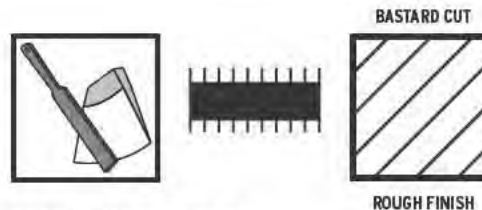


## Half-Round Wood Rasp **NEW**

- For work in soft materials like wood, plywood, wallboard, plastics and other soft materials. Ideal for concave and flat surfaces and large holes.
- Shape: half-round cross section with edges and surfaces tapered towards the tip
- Type of cut: medium
- Securely mounted ergonomic handle
- Individual hang card packaging for peg display



FR410108BC1CD – 8 inch  
LLW



FF408206CD – 6 inch  
LLW



# Files and Rasps

# MAX

## Accessories **NEW**



### Interchangeable Ergonomic File Handle

Our file handles are ergonomically designed, following the Corona® process to reduce muscle tension and the risk of injury. The hard polypropylene core, covered with a thermoplastic elastomer, provides a comfortable non-slip grip and the handle's smooth contours fit into the hand naturally. Includes a set of inserts to fit most Corona files.



**FA0001CD **NEW****



### Universal File Card

- Single-sided file cleaner
- The fine wire bristles of this tool help to remove filings and other gunk from the teeth of the file to insure longer life and efficiency

**FA0002CD **NEW****

## Convenience Sets **NEW**

A complete selection of different sets of files to cover most needs

### Sets in Pouches



#### All Purpose 3-Piece Quality File Set

- Three 6 inch files
- Round (Bastard Cut)
  - Mill (Bastard Cut)
  - Slim Taper

**FS0004PP  
LLW**



#### All Purpose 5-Piece Quality File Set

- Three 6 inch bastard cut files
- Mill
  - Half Round
  - Round
- Additional files
- Slim Taper - 6 inch
  - 4-in-1 - 8 inch

**FS0005PP  
LLW**



#### Needle Hobby File Set

Six 6 inch fine cut miniature files for detailed and intricate hobby

- Warding
- Round
- Square
- Half-round
- Three Square
- Pillar

Can be used on wood, metal or plastics

**FS0006PP  
LLW**

### Sets in Blister Packs



#### All Purpose Quality File Set

- Three 8 inch bastard cut files
- Mill
  - Round
  - Half-Round

Each with a securely mounted ergonomic handle

**FS0001CS  
LLW**



#### Versatile Quality File Set

- Includes four files
- Mill - 8 inch, Bastard Cut
  - Round - 6 inch, Bastard Cut
  - Slim Taper - 6 inch
  - 4-in-1 - 8 inch

One ergonomic handle and four handle inserts included

**FS0002CS  
LLW**



#### Complete Set of Quality Files

Eight 8 inch files, total 9 pieces

- Bastard cut and smooth cut versions of three files

- Mill (2)
- Round (2)
- Half-Round (2)

- Additional files
- Slim Taper (1)
- Extra Slim Taper (1)

One ergonomic handle and four handle inserts included

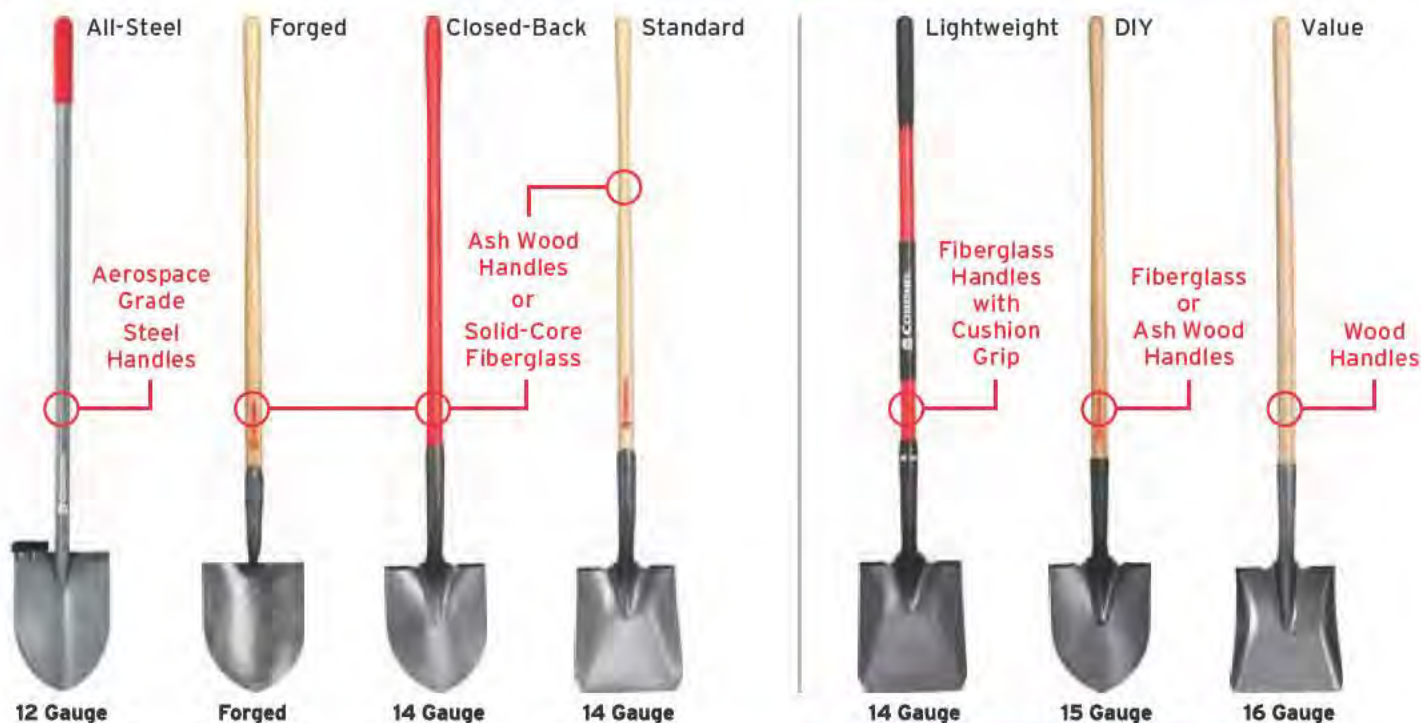
**FS0003CS  
LLW**

# Shovels

MAX

# Shovels

RED



## Pro/Master Gardener

## General Use/DIY

## Value

	All-Steel	Solid-Core Fiberglass	Ash Wood	Non-Slip Fiberglass	Wood
Quality/Grade	★★★★★	★★★★	★★★	★★	★
Head Options	12-Gauge Closed-Back	Forged 14-Gauge Closed- or Open-Back	Forged 14-Gauge and 15-Gauge Closed- or Open-Back	14-Gauge and 15-Gauge Open-Back	16-Gauge Open-Back
Handle Options	"D" and Long	"D" and Long	"D" and Long	"D" and Long	"D" and Long
Warranty	Limited Lifetime Warranty*	Limited Lifetime Warranty*	Limited Lifetime Warranty*	Limited Warranty*	1 Year Warranty*
Price	\$\$\$\$\$	\$\$\$\$	\$\$\$	\$\$	\$

\*See inside back cover for warranty details

## CHOOSE THE RIGHT SHOVEL

### Determine head strength

- For extreme digging and prying, All-Steel shovels have no match
- For breaking through clay, capstone and coral, nothing less than FORGED heads will do the job right
- Look for the gauge on the label: the LARGER the gauge number, the THINNER and lighter the blade
- For general use, 14-gauge heads are recommended

#### ALL-STEEL



All-Steel shovel heads feature closed backs that are welded onto steel handles for maximum digging and prying power.

#### FORGED



Forged steel heads feature double rivets and single-piece, solid-socket designs for superior strength and durability.

#### CLOSED-BACK



Welded, closed-back designs improve blade strength and protect handle from mud and dirt build-up.

### Choose the appropriate handle material

- MAX tools are available with steel or solid-core fiberglass handles for maximum durability
- Heavy-duty Ash wood handles are recommended for typical applications
- Regular fiberglass handles are lightweight and some feature non-slip cushion grips

#### ALL-STEEL



Extra-heavy-duty aerospace grade steel handles with inner metal end-caps covered by non-slip grips made for extreme pulling, pushing, and digging.

#### SOLID-CORE FIBERGLASS



Made from millions of continuous parallel glass fibers, featuring thick, molded poly jackets and integral compression bars for heavy-duty use.

#### ASH WOOD



Specially coated with two layers of protectant for weather resistance and years of smooth, splinter-free performance.

LLW= Lifetime Limited Warranty

LW= Limited Warranty

RP= Replacement Parts Available



- Designed for the professional who needs **maximum digging and prying power**
- Handles are made from aerospace grade steel for durability
- Heat-treated, extra-heavy-duty 12 gauge blades
- Free universal **rubber footpad** reduces fatigue and shoe damage
- Limited Lifetime Warranty

## All-Steel Nursery Spades



### AS 90210 **NEW**

- 12 inch diamond blade, 26 inch steel handle, D grip
- LLW • RP



### AS 90010 **NEW**

- 12 inch straight blade, 26 inch steel handle, D grip
- LLW • RP



### AS 90220 **NEW**

- 15 inch diamond blade, 26 inch steel handle, D grip
- LLW • RP



### AS 90020 **NEW**

- 15 inch straight blade, 26 inch steel handle, D grip
- LLW • RP



### Universal Footpad

#### AC 90000 **NEW**

Universal rubber footpad reduces fatigue and shoe damage, fitting either side of the blade with pre-drilled holes (selected models)



Choose between straight or diamond style cutting blades.



### AS 90230 **NEW**

- 12 inch diamond blade, 54 inch steel handle
- LLW • RP



### AS 90030 **NEW**

- 12 inch straight blade, 54 inch steel handle
- LLW • RP



### AS 90240 **NEW**

- 15 inch diamond blade, 54 inch steel handle
- LLW • RP



### AS 90040 **NEW**

- 15 inch straight blade, 54 inch steel handle
- LLW • RP



# All-Steel Shovels

MAX

## All-Steel Caprock Shovels



**AS 90310** **NEW**

• 10 inch flat bowl, 48 inch handle, 1 inch lift  
LLW • RP



**AS 90320** **NEW**

• 10 inch deep bowl, 48 inch handle, 2 1/2 inch lift  
LLW • RP



**AS 90330** **NEW**

• 10 inch deep bowl, 48 inch handle, 4 inch lift  
LLW • RP




**AS 90340** **NEW**


• 13 inch deep bowl, 48 inch handle, 4 inch lift  
LLW • RP

## DID YOU KNOW?

Handles with larger lift provide greater leverage. Handles with smaller lift allow a nearly vertical cut. Flat-bowled heads are nearly flat for straight cuts. Deep-bowled heads are concave for "cupped" cuts.



The 1 inch lift of **AS 90310** allows for a nearly vertical cut. This flat bowl gives a flatter cutting edge.



The 4 inch lift of **AS 90330** provides additional leverage. A deep bowl blade can leave a "cupped" mark when digging.



## All-Steel #2 Round Point Shovel



**AS 90300** **NEW**

• 48 inch handle  
LLW • RP

## All-Steel Wire and Edging Trencher **NEW**



**AS 90400** **NEW**

• 45 inch overall length, 8 1/4 x 10 inch blade  
LLW



# Forged Shovels

MAX

## FORGED Irrigation & Caprock Shovels

- FORGED one-piece tempered steel heads for superior strength
- Irrigation shovels are for cleaning out ditches
- Caprock shovels are for breaking through coral, rock and clay



### SF 79000 – #2 Irrigation Shovel

- 48 inch Ash wood handle

LLW • RP



### SF 80000 – #2 Caprock Shovel

- 48 inch Ash wood handle

LLW • RP



### SF 80020 – #2 Caprock Shovel

- 48 inch solid-core fiberglass handle

LLW • RP

## Closed-Back Shovels

### CLOSED-BACK #2 Round Point Shovels

- 14-gauge tempered steel blades
- Round-head designs for efficient penetration and breaking of dense soils
- Large, forward-turned steps prevent material from spilling off rear of blade



### SS 60000

- 48 inch Ash wood handle

LLW • RP



### SS 60020

- 48 inch solid-core fiberglass handle

LLW • RP

## DID YOU KNOW?

MAX shovels are designed for heavy-duty use

- Forged, 12-gauge or 14-gauge tempered steel blades
- Closed-back designs protect handles from mud and dirt build up
- Enamel finishes protect against rust
- Double rivets for stronger connections
- Sharpened blade edges
- Limited Lifetime Warranty



## Closed-Back Shovels

### CLOSED-BACK #2 Square Point Shovels

- 14-gauge tempered steel blades
- Square-head designs for efficient lifting and moving of loose material
- Large, forward-turned steps prevent material from spilling off rear of blade



### SS 61000

- 48 inch Ash wood handle

LLW • RP



### SS 61020

- 48 inch solid-core fiberglass handle

LLW • RP

### CLOSED-BACK Nursery Spade - 12 inch

- 14-gauge tempered steel head
- Flat, 7 1/4 inch wide, rectangular design for preparing planting beds



### SS 63010

- 30 inch steel and Ash wood D grip

LLW

# Closed-Back Shovels

## MAX

- 14-gauge tempered steel blades
- Sharpened blades for easy ground penetration and slicing through roots
- Tapered, round-nose and slightly cupped blades for efficient digging of deep, round-bottom drains and trenches
- Enamel finishes protect against rust
- Limited Lifetime Warranty

### Closed-Back Drain Spades - 16 inch



**SS 62000**

• 48 inch Ash wood handle

LLW • RP



**SS 62010**

• 30 inch steel and Ash wood D grip

LLW



**SS 62020**

• 48 inch solid-core fiberglass handle

LLW • RP



**SS 62030**

• 30 inch solid-core fiberglass D grip handle

LLW • RP

### Closed-Back Drain Spades - 14 inch



**SS 62100**

• 48 inch Ash wood handle

LLW • RP



**SS 62110**

• 30 inch steel and Ash wood D grip

LLW



**SS 62120**

• 48 inch solid-core fiberglass handle

LLW • RP



**SS 62130**

• 30 inch solid-core fiberglass D grip handle

LLW • RP



LLW= Lifetime Limited Warranty

LW= Limited Warranty

RP= Replacement Parts Available



# Standard Shovels

## MAX

- Heavy-duty 14-gauge tempered steel blades
- Sharpened blade edges penetrate ground easily
- Large, forward-turned steps prevent material from spilling off rear of blade
- Extended widow's peak sockets add strength for secure connections
- Enamel finishes protect against rust
- Double rivets for stronger connection
- Limited Lifetime Warranty

### #2 Square Point Shovels

- Square-head design for efficient lifting and moving of loose material



#### SS 66000

- 48 inch Ash wood handle
- LLW • RP




#### SS 66010

- 30 inch steel and Ash wood D grip
- LLW • RP



#### SS 66020

- 48 inch solid-core fiberglass handle
- LLW • RP



### #2 Round Point Shovels

- Round point design excellent for digging



#### SS 65000

- 48 inch Ash wood handle
- LLW • RP



#### SS 65010

- 30 inch steel and Ash wood D grip
- LLW • RP



#### SS 65020

- 48 inch solid-core fiberglass handle
- LLW • RP

### #2 Irrigation Shovel **NEW**

- Smaller head for easy digging around plants or narrow areas



#### SS 65500

- 48 inch Ash wood handle
- LLW

## Standard Shovels

MAX

### Roofer's Spade

- 14-gauge tempered steel blade
- Heavy-duty fulcrum welded to back of blade for leverage
- Notched blade for efficient removal of shingles
- Textured epoxy finish protects head



**SS 39000**

- 48 inch Ash wood handle

LLW • RP



Heavy-duty  
fulcrum welded  
to back of blade  
for leverage

## Lightweight Shovels

RED

- 14-gauge tempered steel blades
- Sharpened blade edges on digging tools
- Large, forward-turned steps for firmer footing
- Non-slip cushion grips
- Textured epoxy finishes protect heads against rust
- Limited Warranty

Steel collar for  
strong connection



### #2 Round Point Shovels

- Round point design excellent for digging



**SS 30020**

- 48 inch fiberglass handle with non-slip grip

LW



**SS 30030**

- 30 inch fiberglass handle with D grip

LW

### #2 Square Point Shovels

- Square-head designs for efficient lifting and moving of loose material



**SS 31020**

- 48 inch fiberglass handle with non-slip grip

LW



**SS 31030**

- 30 inch fiberglass handle with D grip

LW

**DID YOU  
KNOW ?**

Corona® offers replacement  
parts for most MAX tools



# DIY Shovels

# RED

## #2 Round Point Shovels

- 15-gauge tempered steel blades
- Round points allow easy penetration of a variety of materials
- Large, forward-turned steps for firmer footing



**SS 26000**

- 48 inch Ash wood handle

LW



**SS 26010**

- 30 inch Ash wood handle with D grip

LW



**SS 26020**

- 48 inch fiberglass handle

LW



**SS 26030**

- 30 inch fiberglass handle with D grip

LW

## Multi-Purpose Mini Shovel

- 15-Gauge tempered steel blade
- Forward-turned steps for firmer footing
- D grip handle to help control material being moved
- Use in tight areas or in a kneeling position



**SS 25010**

- 26 <sup>3</sup>/<sub>4</sub> inch wood handle with D grip

LW

**DID YOU  
KNOW ?**

The higher the gauge number,  
the thinner the blade

## #2 Square Point Shovels

- 15-gauge tempered steel blade
- Square-head designs for efficient lifting and moving of loose material
- Textured epoxy finishes protect heads



**SS 27000**

- 48 inch Ash wood handle

LW



**SS 27010**

- 30 inch Ash wood handle with D grip

LW



**SS 27020**

- 48 inch fiberglass handle

LW



**SS 27030**

- 30 inch fiberglass handle with D grip

LW

## Value Tools

All Value Tools carry a 1-year limited warranty

## Light-Duty #2 Round Point Shovel

- 16-gauge tempered steel blade
- Round point allows easy penetration of a variety of materials

**SS 10000**

- 46 inch wood handle

## Light-Duty #2 Square Point Shovel

- 16-gauge tempered steel blade
- Square-head design for efficient lifting and moving of loose material

**SS 11000**

- 46 inch wood handle

# DIY Spades

## RED

### Garden Spades

- 15-gauge tempered steel blades
- Rounded edges penetrate ground easily, slice through small roots
- Textured epoxy finishes protect heads



#### SS 29000

- 48 inch Ash wood handle

LW



#### SS 29010

- 30 inch Ash wood handle with D grip

LW



#### SS 29020

- 48 inch fiberglass handle

LW



#### SS 29030

- 30 inch fiberglass handle with D grip

LW



### Drain Spades

- 15-gauge tempered steel blades
- Tapered, round-nose, slightly cupped blades for efficient digging of deep, round-bottom drains and trenches
- Large, forward-turned steps for firmer footing



#### SS 28000

- 48 inch Ash wood handle

LW



#### SS 28010

- 30 inch Ash wood handle with D grip

LW



#### SS 28020

- 48 inch fiberglass handle

LW



#### SS 28030

- 30 inch fiberglass handle with D grip

LW

### Value Tools

All Value Tools carry a 1-year limited warranty

### Light-Duty Floral Shovel

- 16-gauge tempered steel blade
- Small 6 inch x 8 inch round point head design for easier use in gardens and tight spaces

#### SS 47000

- 42 inch wood handle



# A Complete Line of Trench Shovels

Whether you are digging or cleaning out a trench, Corona® has the right tool for the job.

- Finish your job faster with heavy-duty 12-gauge tempered steel blades that outperform some thicker blades
- Quickly find the right-sized tool for the job with industry-standard head sizes and colors
- Work more efficiently with dual handle angles optimized for digging or clean-out
- Find the safety and comfort you need, job after job, with Ash wood, fiberglass, and solid-core fiberglass handles
- **NEW Sole Saver** step design reduces boot wear with rounded corners



## DIG DEEPER

Learn more about the unique features of Corona tools. Simply scan the QR code with your mobile phone.



**28° Trench Digging Shovel** brings the handle closer to the worker for more efficient digging



**35° General Purpose Trench Shovel** is ideal for both cleaning and digging out trenches



Type of Digging	Handle Type	Trench Head Widths and Color Codes			
		Blue Head	Orange Head	Red Head	Green Head
		3 inch	4 inch	5 inch	6 inch
<b>DIGGING 28°</b> <b>New Trenches</b> Straighter blade makes it easier to penetrate and loosen compacted soil	48 inch Ash Wood	SS 64303	SS 64304	SS 64305	SS 64306
	48 inch Fiberglass	SS 64323	SS 64324	SS 64325	SS 64326
	48 inch Solid-Core Fiberglass	SS 64333	SS 64334	SS 64335	SS 64336
<b>GENERAL 35°</b> <b>Trench Digging and Maintenance</b> Our most popular blade type, its sharper angle makes it easier to pick up loose soil and debris	48 inch Ash Wood	SS 64103	SS 64104	SS 64105	SS 64106
	48 inch Fiberglass	SS 64123	SS 64124	SS 64125	SS 64126
	48 inch Solid-Core Fiberglass	SS 64223	SS 64224	SS 64225	SS 64226

LLW= Lifetime Limited Warranty

LW= Limited Warranty

RP= Replacement Parts Available

# Trench Shovels - General Purpose

MAX

- Easily pick up loose soil and debris with 35° angled heads
- Heavy-duty 12-gauge tempered steel blades
- V-shaped beveled blades for easy soil penetration
- Quickly find the right-sized tool for the job with color coded heads

Angle

**35°**  
for cleaning

## 3 inch



### SS 64103

- Classic feel and performance with contoured 48 inch Ash wood handle

LLW



### SS 64123

- Greater resistance to the elements with straight 48 inch fiberglass handle featuring cushion grip

LLW



### SS 64223

- Virtually indestructible 48 inch solid-core fiberglass handle with poly jacket

LLW

## 4 inch



### SS 64104

- Classic feel and performance with contoured 48 inch Ash wood handle

LLW



### SS 64124

- Greater resistance to the elements with straight 48 inch fiberglass handle featuring cushion grip

LLW



### SS 64224

- Virtually indestructible 48 inch solid-core fiberglass handle with poly jacket

LLW

## 5 inch



### SS 64105

- Classic feel and performance with contoured 48 inch Ash wood handle

LLW



### SS 64125

- Greater resistance to the elements with straight 48 inch fiberglass handle featuring cushion grip

LLW



### SS 64225

- Virtually indestructible 48 inch solid-core fiberglass handle with poly jacket

LLW

## 6 inch



### SS 64106

- Classic feel and performance with contoured 48 inch Ash wood handle

LLW



### SS 64126

- Greater resistance to the elements with straight 48 inch fiberglass handle featuring cushion grip

LLW



### SS 64226

- Virtually indestructible 48 inch solid-core fiberglass handle with poly jacket

LLW

**DID YOU KNOW?**

Corona® is the leader in trench shovels with 24 models to make your job easier

LLW= Lifetime Limited Warranty

LW= Limited Warranty

RP= Replacement Parts Available



# Trench Shovels - Digging

**MAX**

- Easily break up and dig out compacted soil with 28° angled heads
- Heavy-duty 12-gauge tempered steel blades
- V-shaped beveled blades for easy soil penetration
- Quickly find the right tool for the job with color coded heads



## 3 inch



### SS 64303

- Classic feel and performance with contoured 48 inch Ash wood handle

LLW



### SS 64323

- Greater resistance to the elements with straight 48 inch fiberglass handle featuring cushion grip

LLW



### SS 64333

- Virtually indestructible 48 inch solid-core fiberglass handle with poly jacket

LLW

## 4 inch



### SS 64304

- Classic feel and performance with contoured 48 inch Ash wood handle

LLW



### SS 64324

- Greater resistance to the elements with straight 48 inch fiberglass handle featuring cushion grip

LLW



### SS 64334

- Virtually indestructible 48 inch solid-core fiberglass handle with poly jacket

LLW

## 5 inch



### SS 64305

- Classic feel and performance with contoured 48 inch Ash wood handle

LLW



### SS 64325

- Greater resistance to the elements with straight 48 inch fiberglass handle featuring cushion grip

LLW



### SS 64335

- Virtually indestructible 48 inch solid-core fiberglass handle with poly jacket

LLW

## 6 inch



### SS 64306

- Classic feel and performance with contoured 48 inch Ash wood handle

LLW



### SS 64326

- Greater resistance to the elements with straight 48 inch fiberglass handle featuring cushion grip

LLW



### SS 64336

- Virtually indestructible 48 inch solid-core fiberglass handle with poly jacket

LLW

# Scoop Shovels

## MAX

### #14 Aluminum Scoop Shovels - Western

- Extra large blades, reinforced with ribs for strength
- Transfer loose materials or clean up with lightweight, corrosion resistant, non-spark aluminum heads
- Tough steel and Ash wood D grips, 2X varnished for weather resistance



#### SS 68431 **NEW**

- 31 inch steel and Ash wood D grip
- LLW



#### SS 68436 **NEW**

- 36 inch steel and Ash wood D grip
- LLW



#### SS 68440 **NEW**

- 40 inch steel and Ash wood D grip
- LLW

### #12 Aluminum Scoop Shovel - Western

- Large blades are reinforced with ribs for strength
- Transfer loose material or clean up with lightweight, corrosion resistant, non-spark aluminum head
- Tough steel and Ash wood D grip, 2X varnished for weather resistance



#### SS 68231 **NEW**

- 31 inch steel and Ash wood D grip
- LLW

### #10 Aluminum Scoop Shovels - Western

- High-strength, Western style, 12-gauge aluminum heads reduce workload to a minimum while giving longer service life
- Large, square-nose designs for efficient moving of light, loose material



#### SS 68000

- 48 inch Ash wood handle
- LLW • RP



#### SS 68010

- 30 inch steel and Ash wood D grip
- LLW • RP



#### SS 68030

- 30 inch solid-core fiberglass handle with D grip
- LLW • RP

### #12 Steel Scoop Shovel - Western

- Large-capacity head is made of high-carbon steel for longer service life
- Western style scoop head with reinforced ribs for heavy-duty applications



#### SS 69010

- 30 inch steel and Ash wood D grip
- LLW • RP



**DID YOU  
KNOW ?**

A 40 inch D-handle will be more ergonomic for taller workers



# Scoop Shovels

RED

## #12 Plastic Scoop Shovels - Western

- Heavy-duty gauge for greater strength and long service life
- Designed for efficient moving of light, loose material
- Reinforced ribs for heavy-duty applications



**SS 42001**

- 48 inch wood handle
- LW



**SS 42011**

- 30 inch wood handle with D grip

LW

## #12 Steel Scoop Shovel - Eastern

- 11 1/4 inch x 13 inch steel head designed for multiple uses including street cleaning and snow
- Tempered steel head for greater strength and long service life



**SS 49100**

- 48 inch wood handle
- LW

## #2 Aluminum Scoop Shovel - Eastern

- Transfer loose materials or clean up with lightweight, corrosion resistant, non-spark 11 inch x 14 1/2 inch aluminum blade
- Durable Ash wood tapered handle is 2X varnished for weather resistance



**SS 48248** **NEW**

- 48 inch Ash wood handle

LW

## #2 Steel Scoop Shovel - Eastern

- General purpose steel scoop
- Level surfaces, use for clean up, moving or scraping debris or transfer loose materials with 11 1/4 inch x 13 inch tempered steel head
- Tough steel and Ash wood handle is 2X varnished for weather resistance



**SS 49234** **NEW**

- 34 inch steel and Ash wood D grip
- LW



# Snow Shovels

## RED

Winter flurries, meet your match: Corona® blasts into the winter market with four essential snow removal tools you'll want to keep handy all season long.

- **Lightweight blades** minimize strain yet resist impacts and harsh weather all season long
- **No metal edges** less likely to get caught or damage patios, decks, roofs
- **Oversized D-grips** easy to use with or without gloves
- **Weather-resistant** hardwood handles are 45 1/2 inches long and 2X varnished



### Snow Shovel

- Easily dig into packed snow with flat blade
- Fully-assembled and ready to use

#### PS 10010 **NEW**

- 18 inch wide poly blade
- LW



Slice, lift  
and throw  
packed snow



### Snow Shovel/Pusher

- Move mounds of snow with deep, scoop-like blade
- Fully-assembled and ready to use

#### PS 10030 **NEW**

- 19 inch wide poly blade
- LW



Slice, push,  
lift and throw  
large scoops of  
packed snow

### Snow Pusher

- Easily dig into packed snow with wide curved blades
- Easy to assemble



#### PS 10025 **NEW**

- 24 inch wide poly blade
- LW



Quickly push  
light snow off  
flat surfaces



#### PS 10020 **NEW**

- 20 inch wide poly blade
- LW



Quickly push  
light snow off  
flat surfaces





# Post Hole Diggers

MAX



## Hercules Pattern Post Hole Digger

- Extra-heavy-duty, 10-gauge tempered steel head for superior strength and long service life
- Sharpened blade edges easily penetrate ground, slice through small roots
- 48 inch extra-thick Ash handles for durability and longer service life
- Square-to-round connection between handles and head prevents twisting
- Pivot point between blades optimally positioned to allow wider opening
- Replacement handles available
- Distance between points: 6 inches

**PD 60000**  
LLW • RP

**Square-to-round connection between head and handles prevents twisting**



# Post Hole Diggers

RED

## Atlas Pattern Post Hole Diggers

- Heavy-duty, 12-gauge tempered steel heads for greater strength and long service life
- Sharpened blade edges for easy ground penetration, slice through small roots



**PD 40020**

- 48 inch fiberglass handles for best combination of weight and durability
- Ruler markings make gauging depth of hole an easy task
- Distance between points: 4 3/4 inches

LW



**PD 40000**

- Thick 48 inch Ash wood handles for durability
- Distance between points: 5 1/4 inches

LW

## Atlas Pattern Post Hole Digger

- 14-gauge tempered steel head
- 48 inch Ash wood handles
- Distance between points: 4 3/4 inches

**PD 20000**  
LW



# Rakes

Corona® Aluminum Landscape Rakes are lightweight yet strong enough for use in commercial projects. Reinforced steel braces add support when smoothing loose soil, gravel and other landscape materials. Our Spring Brace Rakes are made from tempered spring steel, which allows for greater memory so the tines revert back to their original shape for a longer service life.



## Landscape Rakes

Reinforcing braces add support when smoothing loose soil, gravel and other landscape materials.



## Leaf, Shrub & Spring Brace Rakes

Tines will revert back to their original shape for a longer service life.



## Bow Head Rakes

Used to move garden debris, soil, fertilizer, small rocks and mulch.



## Level Head Rakes

Used to move, level and grade soil.

## DIG DEEPER

Learn more about the unique features of Corona tools. Simply scan the QR code with your mobile phone.



## Aluminum Landscape Rakes

- All-aluminum construction combines durability with ease of use during finish grading process
- Angled, extra-thick tine tips for long service life
- 60 inch lightweight aluminum handles with non-slip vinyl sleeve handle for gripping comfort in extreme heat or cold
- Wrap-around brace supports and heavy-duty heads
- Assembly required

**RK 61061**  
**24 inch/24 Tines**  
LLW • RP



**RK 61063**  
**30 inch/30 Tines**  
LLW • RP



**RK 61062**  
**36 inch/36 Tines**  
LLW • RP



**RK 61064**  
**42 inch/42 Tines**  
LLW • RP



## Level Head Rakes

MAX



### FORGED Level Head Rake

- Wide head for rapid, tilling and leveling
- Extra-thick, tempered, single-piece head for greater durability and long service life
- Flat-head design for smooth tamping of seed beds
- Extra-long 60 inch handle lets you work upright, reduces back strain

**RK 64002 – 16 inch/14 Tines**

- 60 inch Ash wood handle

LLW • RP



### Level Head Rake

- 14 inch level-head design for efficient tilling and leveling of landscape materials, in close quarters
- Extra-thick, tempered steel tines for greater strength and long service life
- Flat head with straight tines for smooth tamping of seed beds
- Lightweight aluminum, non-slip, oval-shaped handle

**RK 64060 – 14 inch/14 Tines**

- 60 inch aluminum handle

LLW



### Dirt/Asphalt Rake

- Wide head for rapid tilling and leveling
- Extra-thick, tempered steel head for greater durability and long service life
- Extra-long 60 inch handle lets you work upright, reduces back strain
- Long, 1/2 inch thick shank reduces need for downward pressure when moving rock and heavy soil
- Flat-head design for efficient moving and leveling of landscape and road beds

**RK 66000 – 16 inch/14 Tines**

- 60 inch Ash wood handle

LLW • RP



## Leaf Rakes

MAX




### Spring Brace Rake

- 54 inch long aluminum handle with anti-slip vinyl sleeve for gripping comfort
- A-shaped head combines flexible tines with durability of metal for raking power
- Bolt-thru head to handle connection for added durability
- Stress distribution bar prevents the 24 tines from twisting or breaking
- Tines and spring are made of high carbon steel, providing long lasting performance
- Powder-coated frame and tines resist rust

**RK 24061 – 24 inch/24 Tines**

LLW • RP



### Fixed Tine Leaf Rakes

- Tempered spring steel for greater durability and long service life
- Bi-curved bows give even pressure to all tines for maximum raking efficiency
- Tines apply light pressure for debris removal
- 3 Rivets hold heads to handles
- 25 extra-wide tines
- Double crimps hold tines in place

**RK 62001 – 19 inch/25 Tines**

- 54 inch wood handle

LLW • RP

**RK 62061 – 19 inch/25 Tines**

- 54 inch lightweight aluminum handle with anti-slip vinyl sleeve for gripping comfort

LLW • RP

**62001-8 – 19 inch/25 Tines**

- Fixed tine leaf rake head only





# Leaf Rakes

MAX

## Fixed Tine Shrub Rakes

- Tempered spring steel for greater durability and long service life
- Bi-curved bows give even pressure to all tines for maximum raking efficiency
- Tines apply light pressure for debris removal without damage to plant feeder roots

- Narrow heads for working between closely spaced plants
- 2 Rivets hold heads to handles
- Double crimps hold tines in place

### RK 62000 – 8 inch/11 Tines

- 54 inch wood handle

LLW • RP

### RK 62060 – 8 inch/11 Tines

- 54 inch lightweight aluminum handle with anti-slip vinyl sleeve for gripping comfort

LLW • RP

### 62000-8 – 8 inch/11 Tines

- Fixed tine shrub rake head



**DID YOU KNOW?**

Replacement handles are available for all Spring Brace Rakes and Fixed Tine Rakes

# Leaf Rakes

RED

## BigLOAD™ Leaf Rake **NEW**

- Rake up to 2X faster than standard leaf rakes
- Unique head design maximizes load capacity
- 30 inch poly head is both lightweight and durable
- 63 inch aluminum handle with anti-slip vinyl grip for gripping comfort in extreme heat or cold
- Available January 2015

### RK 45030 – 30 inch/30 Tines

LW • RP



## LittleLOAD™ Leaf Rake **NEW**

- Rake up to 2X faster than standard leaf rakes
- Unique head design maximizes load capacity
- 8 1/4 inch poly head is both lightweight and durable
- 63 inch aluminum handle with anti-slip vinyl grip for gripping comfort in extreme heat or cold
- Available January 2015

### RK 45008 – 8 inch/11 Tines

LW • RP



## Spring Brace Rakes

- Fan-shaped heads combine flexible tines with durability of metal
- Stress distribution bars that prevent tines from twisting or breaking when pressed on
- Coated frames and tines resist rust
- 54 inch wood handles

### RK 24002 – 22 inch/22 Tines

LW • RP

### RK 24003 – 24 inch/24 Tines

LW • RP



## Wide Head Leaf Rake

- Wide head for maximum leaf gathering efficiency
- Extra-thick polypropylene with UV stabilizers for long service life
- Closely spaced, tightly curved tines sweep leaves clear in a single pass
- Assembly required
- Converting to new model RK 25030 in January 2015

### RK 63003 – 30 inch/30 Tines

- Lightweight, tough 48 inch bamboo handle

LW • RP





## Leaf Rakes

RED



### Poly Leaf Rakes

- Polypropylene heads for collecting and carrying lightweight, moderate-sized clippings or leaves
- 42 inch wood handles
- Assembly required

#### RK 25008 – 8 inch/14 Tines

- 8 inch poly head for easy raking between closely spaced plants

LW

#### RK 25018 – 18 inch/20 Tines

- 18 inch poly head for light raking of leaves and plants

LW

#### RK 25024 – 24 inch/26 Tines

- 24 inch Poly head for medium-capacity leaf raking and general cleanup

LW

## Bow Rakes

RED



### Bow Head Rakes

- Tempered heads for long service life
- Curved tines efficiently gather and move soil
- Bows serve as spring for better control of tine depth
- Extra-long 60 inch handles lets you work upright, reduce back strain

#### RK 20002 – 16 inch/16 Tines

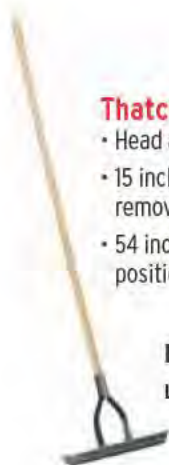
- 60 inch Ash wood handle

LW

#### RK 20022 – 16 inch/16 Tines

- 60 inch fiberglass handle with cushion grip

LW



### Thatch/Groom Rake

- Head adjusts up or down to suit the height of the users
- 15 inch head width works push and pull for easier removal of thatch and dead grass
- 54 inch wood handle lets you work in an upright position reduces back strain


#### RK 42000

LW



## Bow Rakes

MAX



### FORGED Bow Head Rakes

- Tempered, single-piece heads for maximum durability
- Curved tines efficiently gather and move soil
- Bows serve as spring for better control of tine depth
- Extra-long 60 inch handles lets you work upright, reduce back strain

#### RK 65001 – 14 inch/14 Tines

- 60 inch Ash wood handle

LLW

#### RK 65002 – 16 inch/16 Tines

- 60 inch Ash wood handle

LLW

#### RK 65021 – 14 inch/14 Tines

- 60 inch fiberglass handle with poly jacket

LLW

#### RK 65022 – 16 inch/16 Tines

- 60 inch fiberglass handle with poly jacket

LLW



### Bow Head Rake

- 14 inch bow-head design acts as spring for better control of tine depth, small head is ideal for working in close quarters
- Extra-thick, tempered steel tines for greater strength and long life
- Curved tines efficiently gather and move soil
- Lightweight aluminum, non-slip oval-shaped handle

#### RK 65061 – 14 inch/14 Tines

- 60 inch aluminum handle

LLW

## Value Tools

All Value Tools carry a 1-year limited warranty

### Bamboo Rakes

- Lightweight, earth-friendly bamboo tines
- Painted wood handles for protection from elements

#### RK 12030 – 30 inch/30 Tines

- 48 inch wood handle

#### RK 12024 – 24 inch/26 Tines

- 48 inch wood handle

#### RK 12010 – 10 inch/23 Tines

- 36 inch wood handle

### Light-Duty Bow Head Rake

- Tempered head for with 14 tines for greater durability and long lasting performance
- Curved tines for easy penetration and gathering of soil
- 48 inch long wood handle

#### RK 10000

# Hoes, Cultivators & Forks

Corona® offers many different hoes, cultivators, weeders and forks, each designed to conquer different challenges. Choose our forged tools for maximum strength and durability, year after year.



## Garden Hoes

Used for cultivating soil, cleaning debris between plants, weeding and light grading in tight spaces.



## Cultivators

Tines have oval cross section for added strength and are arranged in a triangle for easier pulling through dense soil.



## Weeding Hoes

Corona® offers many different weeders, each designed to conquer different gardening challenges. The popular Oscillating Hoe automatically angles slightly downward on both the forward and back stroke to slice weeds just below the surface. Other specialty weeders include the Diamond Hoe, and Heavy-Duty Weeding Hoe.



## Forks

Select forged heads for digging or carrying heavy loads, and welded heads for lighter work. Choose from potato, spading, hay, manure, ensilage or digging models.



## Forged Heads

Shaped from a solid rod of steel by pounding and compressing with a forge hammer, which provides maximum strength and service life. This process yields a dense, uniform structure with the greatest strength-to-weight ratio.

## DIG DEEPER

Learn more about the unique features of Corona tools. Simply scan the QR code with your mobile phone.





# Forged Hoes

# MAX

## FORGED Draw Hoe

- Forged, tempered head for maximum strength, long service life and superior blade sharpness
- Sharpened 6 1/4 inch blade edge penetrates ground easily, slices through weeds easily
- Single-piece, solid-socket design prevents moisture from weakening handle, gives greater strength
- Extra-long 60 inch handles lets you work upright, reduce back strain

### FH 70000

- 60 inch Ash wood handle

LLW • RP



## Garden Hoe

- Tempered steel head for strength and long life
- Gooseneck design ideal for working around plants
- 6 inch wide blade most popular size for general maintenance tasks
- Lightweight aluminum, non-slip oval-shaped handle

### SH 60060

- 60 inch aluminum handle

LLW • RP



## FORGED Eye Hoes

- Forged, tempered steel blades for maximum strength, long service life and superior sharpness
- Sharpened-blade edges penetrate ground easily, slice through weeds easily
- 60 inch Ash wood handles withstand heavy weed chopping
- Ox-eye connections for extra-thick handles  
LLW • RP



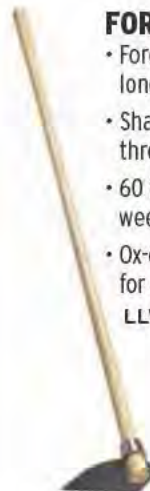
### FH 71000 Eye Hoe 7 inch



### FH 71002 Eye Hoe 7 2/3 inch



### FH 71003 Eye Hoe 5 1/3 inch




# Hoes

# RED

## Mortar Hoe

- 6 inch wide perforated steel head easily mixes plaster, mortar, and concrete
- Reinforced riveted steel ferrule and welded shank prevent wobble
- Durable Ash wood handle 2X varnished for weather resistance - 48 inches

### SH 42000 **NEW** LW



## Garden Hoe

- Swan-shaped neck keeps soil from building up on the tool
- Strong socket joint bolstered with a screw
- 6 inch wide blade most popular size for general maintenance tasks

### SH 20000 • 54 inch wood handle LLW



## Oscillating Hoe

- Heavy-duty, double-edged blade for push/pull weed cutting
- Slice weeds just below the surface with automatically angling blade
- 60 inch lightweight aluminum, non-slip, 2X bolt-thru handle

### SH 60061

• 6 inch Blade  
LLW • RP

### 60061-8

• Replacement head for SH 60061



## Heavy-Duty Weeding Hoe

- Tough, tempered, abrasion-resistant 7 inch steel blade holds edge
- Notched and sharpened blade cuts on both push and pull stroke, slices easily through fibrous, overgrown weeds such as thistles, bindweed, wild mustard and clumping grasses
- Extra-long 60 inch handle lets you work upright, reduces back strain

### SH 63000

• 60 inch Ash wood handle  
LLW



## Diamond Hoe

- 8 inch diamond-shape head with four sharpened edges cuts weeds on both forward and back strokes
- Points of diamond-shaped blade can nick even small weeds from hard to reach areas
- Easily sharpened carbon steel blade
- Extra-long 60 inch handle lets you work upright, reduces back strain

### SH 61000

• 60 inch Ash wood handle  
LLW



## Oscillating Hoes

- Heavy-duty blade designs for long service life
- Heads automatically angle to slice weeds just below surface on both forward and back stroke
- Concave blades sharpen during use
- Extra-long 60 inch handle lets you work upright, reduces back strain

### SH 60000

• 4 inch Blade  
LLW • RP

### SH 60001

• 5 inch Blade  
LLW • RP




## McLeod Hoe

- Tempered steel tines for superior strength and long service life
- Very versatile, used for raking, scraping, grubbing and tamping
- 10 4/5 x 8 4/5 inch head with 9 inch sharpened edge and 3 3/5 inch tines

### SH 65000

• 48 inch Ash wood handle  
LLW • RP



## Value Tool

All Value Tools carry a 1-year limited warranty

## Light-Duty Garden Hoe

- 6 inch wide blade
- 51 inch wood handle

### SH 10000

## Oscillating Hoe

- Lightweight: only 1.6 lbs
- Heat-treated carbon steel head
- 6 inch concave blade stays sharp with use

### SH 15000

• 54 inch hardwood handle

## Warren Hoe

- Tempered steel, 5x6 inch V-shaped head has sharpened edges for furrowing and digging
- 54 inch wood handle

### SH 22000



# Cultivators

## MAX



### FORGED Cultivators

- Heavy-duty forged steel heads for weeding, cultivating, and aerating the hardest soils
- Tines with oval cross sections to reduce pulling effort
- Durable Ash wood tapered handles, 2X varnished for weather resistance

### CV 70001 – 1 Prong

- 60 inch Ash wood handle

LLW • RP

### CV 70003 – 3 Prongs

- 60 inch Ash wood handle

LLW • RP

### CV 70004 – 4 Prongs

- 60 inch Ash wood handle

LLW • RP



### Cultivators

- Strong tempered steel heads for weeding and cultivating soil
- Reinforced riveted connections to prevent handle wobble
- Lightweight aluminum, non-slip, oval-shaped handles

### CV 60061 – 1 Prong

- 60 inch aluminum handle

LLW

### CV 60063 – 3 Prongs

- 60 inch aluminum handle

LLW

### CV 60064 – 4 Prongs

- 60 inch aluminum handle

LLW



# Cultivators

## RED



### Cultivator

- Tempered steel head for long service life
- Welded tines have oval cross section for reduced pulling effort
- Weeding and cultivating in one stroke

### CV 20004 – 4 Prongs

- 54 inch Ash wood handle



### Dandelion Weeder

- Long-reach weeder digs out long taproot weeds without creating a large hole
- 36 inch wood handle for weeding without stooping

### CV 22000

## FORGED Potato/Refuse Fork

- Use to drag refuse and harvest root vegetables
- Heavy-duty forged steel head for maximum durability
- Steel ferrule design for stronger connection
- Durable Ash wood tapered handle, 2X varnished for weather resistance



### FK 70004 – 4 Tines **NEW**

- 54 inch Ash wood handle
- LLW

## FORGED Hay Forks

- Forged, tempered steel heads for maximum strength and long service life
- Heavy-duty forks for moving loose hay, mulches, tree trimmings, landscape waste
- Oval tines for greater lifting strength



### FK 71004 – 4 Tines

- 54 inch Ash wood handle
- LLW • RP



### FK 71005 – 5 Tines

- 54 inch Ash wood handle
- LLW • RP



## FORGED Manure Forks

- Forged, tempered steel heads for maximum strength and long service life
- Heavy-duty forks for moving manure, compost, planting mix and other dense, damp material
- Oval tines for greater lifting strength



### FK 72004 – 4 Tines

- 54 inch Ash wood handle
- LLW • RP



### FK 72005 – 5 Tines

- 54 inch Ash wood handle
- LLW • RP

## Manure Fork

- Tempered steel head for superior strength and long service life
- 5-tine configuration is ideal for lifting and transferring materials
- Oval tines for greater lifting strength
- Lightweight aluminum, non-slip, oval-shaped handle



### FK 72065 – 5 Tines

- 54 inch aluminum handle
- LLW

## FORGED Digging Forks

- Forged, tempered tines for maximum strength and long service life
- Tines are narrow and tapered for easier soil penetration, yet extra thick to prevent splaying
- Riveted steel tang for maximum strength head-to-handle connection
- Durable Ash wood handles, 2X varnished for weather resistance



### FK 70000 – 4 Tines

- 48 inch Ash wood handle
- LLW



### FK 70010 – 4 Tines

- 30 inch steel and Ash wood D grip
- LLW



# Forks

# MAX

## FORGED Ensilage Forks

- Heavy-duty forks for lifting ensilage, construction debris, mulch or other loose materials
- Forged, tempered steel heads for maximum strength, long service life
- Closely spaced oval tines for maximum lifting capacity



### FK 74000 – 10 Tines

- 48 inch Ash wood handle

LLW • RP



### FK 74010 – 10 Tines

- 30 inch steel and Ash wood D grip

LLW • RP



# Forks

# RED

## Ensilage Fork

- Tempered welded steel head to lift ensilage, construction debris, mulch or other loose materials
- Durable Ash wood handle, 2X varnished for weather resistance



### FK 44010 – 10 Tines **NEW**

- 30 inch Ash wood handle with D grip

LW

## Digging Fork

- Tempered steel tines for long service life
- 10 inch tapered tines for easier soil penetration
- 29 inch wood handle with D grip is easy to use in tight spaces



### FK 42000 – 4 Tines

- 29 inch steel and Ash wood D handle

## Manure Fork

- Tempered steel head to lift manure, compost or dense materials
- Durable Ash wood tapered handle, 2X varnished for weather resistance
- Long steel ferrule provides strength and durability



### FK 42010 – 10 Tines **NEW**

- 48 inch Ash wood handle

LW

**DID YOU KNOW?**

Forged Ensilage Forks are popular with municipalities for clearing debris from channels, drains and gutters

# Striking Tools



Remove stone, asphalt, concrete, soil clods, woody plants and roots with over 20 Corona® MAX tools that pry, pound, fracture, chop, and clear any obstacle to your project's success.



## Axes & Hammers

## MAX



### FORGED Michigan Axe

- Forged, 3½ lb tempered steel head hardened for maximum strength
- Sharpened and polished blade edge, cuts cleaner and with less effort
- Maximum-strength solid-core fiberglass handle with thick, molded poly jacket dampens vibration from overstrikes to prevent breakage

#### AX 70020

- 34 inch solid-core fiberglass handle
- LLW



### FORGED Pulaski Root Grubbing Tool

- Sharpened 3½ lb axe blade with steep bevel holds edge while cutting roots in soil
- Triangular-shaped mattock blade for excavating around large roots
- Maximum-strength solid-core fiberglass handle with thick, molded poly jacket dampens vibration from overstrikes to prevent breakage

#### AX 71020

- 34 inch solid-core fiberglass handle
- LLW

### FORGED Sledgehammers

- Break through concrete, asphalt, masonry, or drywall... virtually any material, with durable forged, tempered steel heads
- Minimize deflections and finish your work faster with dual ground and polished convex striking faces
- Your choice of naturally shock-absorbing Hickory wood handles or solid-core fiberglass handles



#### ST 40004 – 4 lb

- 14 inch Hickory wood handle

#### ST 40006 – 6 lb

- 36 inch Hickory wood handle

#### ST 40001 – 8 lb

- 36 inch Hickory wood handle

#### ST 40010 – 10 lb

- 36 inch Hickory wood handle

#### ST 40012 – 12 lb

- 36 inch Hickory wood handle

#### ST 40016 – 16 lb

- 36 inch Hickory wood handle

#### ST 40020 – 20 lb

- 36 inch Hickory wood handle

LLW • RP (All Hickory models)

#### ST 70020 – 4 lb

- 15 inch solid-core fiberglass handle

#### ST 70022 – 6 lb

- 32 inch solid-core fiberglass handle

#### ST 70021 – 8 lb

- 32 inch solid-core fiberglass handle

#### ST 70023 – 10 lb

- 32 inch solid-core fiberglass handle

#### ST 70024 – 12 lb

- 34 inch solid-core fiberglass handle

#### ST 70025 – 16 lb

- 34 inch solid-core fiberglass handle

LLW (All fiberglass models)

### FORGED Drilling Hammers

- Minimize deflections and finish your work faster with dual ground polished convex striking faces
- Your choice of naturally shock-absorbing Hickory wood handles or solid-core fiberglass handles



#### ST 43003 – 3 lb

- 10 inch Hickory wood handle

LLW • RP

#### ST 73003 – 3 lb

- 10 inch solid-core fiberglass handle

LLW



#### WARNING

Serious bodily injury or property damage could occur as a result of careless or improper use of these tools. Always inspect tools before use. Do not use if handles are loose or damaged or if these tools are chipped or cracked.

Users and bystanders must wear eye and body protection.



- Forged, 5 lb tempered steel heads hardened for maximum strength
- Heads connected through eye holes allowing easy replacement
- Your choice of Hickory wood handle with shock absorbing Poly Guards or maximum strength solid-core fiberglass handle

## FORGED Railroad Picks

- Points for fracturing rock and concrete
- Chisels for smoothing of rough edges and light prying

### PM 73020

- 36 inch solid-core fiberglass handle
- LLW • RP

### PM 40000

- 36 inch Hickory wood handle with Poly Guard
- LLW • RP



## FORGED Pick Mattocks

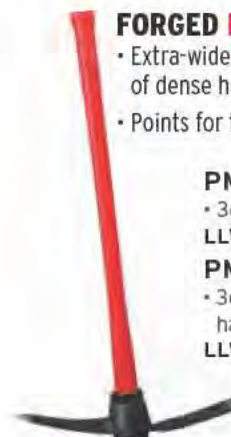
- Extra-wide mattock blades for more efficient breaking of dense heavy soils
- Points for fracturing, prying rock

### PM 74020

- 36 inch solid-core fiberglass handle
- LLW • RP

### PM 41000

- 36 inch Hickory wood handle with Poly Guard
- LLW • RP



## FORGED Cutter Mattocks

- Extra-wide mattock blades for more efficient breaking of dense heavy soils
- Extra-sharp cutter blades for severing roots

### PM 75020

- 36 inch solid-core fiberglass handle
- LLW • RP

### PM 42000

- 36 inch Hickory wood handle with Poly Guard
- LLW • RP



## Sledge and Drilling Hammer Handles

### Hickory Handle for 6-16 lb Sledgehammers – 36 inch 40001-4



### Hickory Handle for 4 lb Sledgehammers – 14 inch 40004-4



### Hickory Handle for 3 lb Drilling Hammers – 10 inch 43003-4



## Pick and Mattock Handles

### Hickory Wood Handle – 36 inch 40000-4



### Poly Guard Hickory Handle – 36 inch 41000-4



### Solid-Core Fiberglass Handle - 36 inch 73020-4



## Pick and Mattock Heads

### FORGED Railroad Pick Head 40000-8



### FORGED Pick Mattock Head 41000-8



### FORGED Cutter Mattock Head 42000-8



# Heavy Bars

## MAX

### FORGED San Angelo Bar - 14 lb

- Forged, tempered steel hardened for prying strength, toughness, safety and long service life
- Point for fracturing rock and concrete
- 2 inch wide chisel edge for straight line concrete breaking, smoothing of rough edges and prying

**BR 70090 - 60 inch**

LLW



### FORGED Digging Bar - 17 lb

- Forged, tempered steel, hardened for prying strength, toughness, safety and long service life
- 2 3/8 inch wide, thick blade for efficient digging in dense, heavy and rocky soils
- Tamp for compacting soils around fence posts, forms, etc.

**BR 71090 - 70 inch**

LLW



### FORGED Wedge Point Bar - 18 lb

- Forged, tempered steel, hardened for prying strength, toughness, safety and long service life
- 1 1/4 inch wide head for better leverage and greater impact

**BR 72090 - 60 inch**

LLW



### FORGED Pinch Point Crow Bar - 18 lb

- Forged, tempered steel, hardened for prying strength, toughness, safety and long service life
- Long, thick shank for maximum levering strength
- 1 1/4 inch wide pinch-point design places fulcrum close to object to be lifted, gives maximum leverage and enables lifting of objects from flat surfaces

**BR 73090 - 60 inch**

LLW



### FORGED Landscape Bar - 32 lb

- Forged, tempered steel, hardened for prying strength, toughness, safety and long service life
- Heavy-duty welded 2 7/8 inch wide blade enables moving of large rocks and other extremely heavy landscape elements
- Large tamp, combined with weight of bar, enables maximum compaction of potholes and other landscape elements

**BR 74090 - 69 inch**

LLW





# Utility Tools

If you need to manage irrigation systems, level job sites for planting or construction, install stakes and posts, or avoid underground fixtures when digging, Corona® has you covered.



## Sprinkler Keys

Easily operate brass and plastic sprinkler control valves with a spectrum of keys that reach even low or tight spots.



## Meter and Valve Keys

Essential tools for opening and shutting valves that bring water to common water fixtures in residential and commercial irrigation systems.



## Pipe Extractors

Quickly fix broken irrigation nipples and risers with unique dual-sized designs that extract most common pipe sizes.



## Post Drivers

Securely install standard-sized posts for fences, trellises, pergolas, lamps, mailboxes, and more.



## Soil Probes

Save time by identifying buried objects or underground utilities before digging. Also useful for testing soil compaction in the garden.



## Scrapers

Chip and remove encrusted materials from hard surfaces, from caked-on soil to ice and hard-packed snow.



## Tamps

Efficiently compact and level gravel, asphalt, sand, and soil. Indispensable for installing planters, patios, decks, pathways, fences, retaining walls, and more.

### DIG DEEPER

Learn more about the unique features of Corona tools. Simply scan the QR code with your mobile phone.





## Operating Wrench 3-in-1

- Multifunctional, used to open gate valves, extends from 3 to 5 feet by releasing a snap button
- 3 interchangeable heads with snap button lock store on the tool - 1, 1 1/8 and 2 inches
- 2 inch square key operates gate valves with a 2 inch square operating nut
- "T" style handle design for better leverage, solid steel construction for durability
- Red color so it's easier to find on the job

**UT 69000** **NEW**

LLW • RP

**69000-050** **NEW**

- Square meter key head - 1/2 inch

**69000-100**

- Valve key head - 1 inch

**69000-118**

- Meter key head - 1 1/8 inch

**69000-200**

- Square meter key head - 2 inch

**69000-835** **NEW**

- Extender bar, 83.5 inch square tubing. Converts UT 69000 to easily adjust deep valves. Snap button locks at 7, 8 or 9 foot depths.



## Operating Wrench

- Large squared key opens and shuts high-capacity gate valves
- Extra-long shaft reaches deeply set lines on commercial construction sites
- Heavy-duty all-steel construction for superior strength
- T-bar handle provides maximum leverage

**UT 62052**

- 2 1/4 inch squared key, 60 inch shaft

LLW



## Meter Key

- Opens and shuts standard meter valves
- High-quality welded steel construction for long service life
- Cushioned, non-slip T-bar handle for better leverage

**UT 62055**

- 1 1/8 inch key slot, 30 inch shaft

LLW



## Meter Keys

- For standard sprinkler and residential shut off valves
- Heavy-duty all-steel construction for superior strength
- T-bar handles provide maximum leverage

**UT 62050**

- 1/2 inch key slot, 29 3/4 inch shaft

LLW

**UT 62051**

- 3/4 inch key slot, 31 3/4 inch shaft

LLW



## Heavy-Duty Sprinkler & Valve Key

- 2-Prong head opens and shuts valves with cross and wheel handles
- High-quality welded steel construction for long service life
- Cushioned, non-slip T-bar handle for better leverage

**UT 61000**

- Two 3/8 inch diameter prongs with 1 1/2 inch offset
- 48 inch shaft

LLW







## Man Hole Cover Hook

- Easily pull and removes manhole covers with curved head design
- Heavy-duty all-steel construction for superior strength
- Avoid back strain with T-bar handle that allows use of shoulders and leg muscles

**UT 63050**

- 37 inch overall length

**LLW**



## Fiberglass Soil Probe

- Locate underground utilities and pipelines before digging
- Fiberglass for best combination of strength and weight
- Replaceable steel tip for long service life
- Cushioned, non-slip T-bar handle for best control

**UT 64020**

- 50 inch fiberglass shaft with steel tip

**LLW**



## Steel Soil Probe

- Locate underground utilities and pipelines before digging
- High-quality welded steel construction for greater strength
- Cushioned, non-slip T-bar handle for best control

**UT 64050**

- 48 inch steel shaft

**LLW**



## EZ Out

- For extraction of broken nipples and risers in irrigation systems
- Unique designs with serrated gripping surfaces for superior grabbing power
- 2 tapered sizes cover full range of applications
- All-steel body construction and zinc heads for rugged use and long life
- Knurled, press-fit heads will not pull out or twist
- Comfortable T-loop handles for ultimate gripping power, good for all size hands
- Handle loops can be used to inset lever bar, pipe or wrench handle for extra leverage

**UT 65001 – 1 inch & 1 1/4 inch**

**UT 65002 – 1/2 inch & 3/4 inch**

**LLW**

## Head Trimmers

- Easily trim around sprinkler heads with serrated edges
- Two sizes cover a complete range of heads
- High-quality welded steel construction for long service life
- Cushioned, non-slip T-bar handles for better leverage



**UT 66004**

- 4 inch diameter, 29 inch shaft

**LLW**



**UT 66006**

- 6 inch diameter, 29 inch shaft

**LLW**



## Dirt Tamp - 10 inch x 10 inch

- 56% larger plate helps you finish your job faster than with standard 8 inch squared plate
- Heavy-duty steel construction for long service life
- 1/4 inch steel plate and gussets for maximum strength and even tamping

### UT 60053

- 58 inch Ash wood handle

LLW



## Dirt Tamp - 8 inch x 8 inch

- Ideal for efficient tamping of trenches, specimen tree holes, and base materials
- Heavy-duty steel construction for long service life
- 1/4 inch steel plate and gussets for maximum strength and even tamping

### UT 60050

- 43 inch Ash wood handle

LLW



## Dirt Tamp - 8 inch x 8 inch

- Ideal for efficient tamping of trenches, specimen tree holes, and base materials
- High-quality welded steel construction will hold up to heavy use
- 1/4 inch steel plate and gussets for maximum strength and even tamping

### UT 60057

- 58 inch steel handle

LLW



## Dirt Tamp - 3 1/2 inch x 12 inch

- Ideal for tamping in trenches and tight spaces
- High-quality welded steel construction will hold up to heavy use
- 1/4 inch steel plate and gussets for maximum strength and even tamping

### UT 60055

- 58 inch steel handle

LLW

## Post Drivers

- Easily drive standard-sized square posts and stakes into the ground
- Standard models feature two angled handles for best gripping position and control
- Long reach model features one extended handle for driving posts close to ground level
- High-quality welded steel construction for long service life



### UT 67003

- Long reach 65 inch handle
- 2 1/2 inch inside diameter
- 22 pounds

LLW



### UT 67002

- 3 1/2 inch inside diameter
- 27 pounds

LLW



### UT 67001

- 2 1/2 inch inside diameter
- 21 pounds

LLW



**FORGED Scraper/Chopper**

- Heavy-duty steel head scrapes encrusted materials from hard surfaces
- Sharpened blade is 4 inches wide for efficient digging, edging, and root cutting
- Durable Ash wood handle 2X varnished for weather resistance

**UT 71000**

- 54 inch Ash wood handle

**LLW****FORGED Sidewalk Scraper**

- Heavy-duty steel head scrapes encrusted materials from hard surfaces
- Sharpened blade is 7 inches wide for efficient edging of sidewalks and ice chipping
- Durable Ash wood handle 2X varnished for weather resistance

**UT 70000**

- 48 inch Ash wood handle

**LLW****Sprinkler Keys**

- Use to turn sprinkler control valves on or off with ease
- Steel construction with triangular heads for better leverage
- Sturdy 0.28 inch diameter rods
- Two-prong heads are 1.1 inches wide

**UT 60054 NEW**

- 54 inch overall length

**LW****UT 60030 NEW**

- 30 inch overall length

**LW****UT 60007 NEW**

- 7 inch overall length

**LW****Value Tools**

All Value Tools carry a 1-year limited warranty

**Sidewalk Scraper**

- Used for removing and chipping snow and ice off sidewalks and steps and as a light-duty foot edger for sidewalks and driveways
- 7 inch wide tempered steel blade
- 48 inch wood handle

**UT 47000****Half-Moon Edger**

- Semi-circular edging knife for straight, even edges and borders
- Tempered steel blade
- Large forward-turned steps for firmer footing
- 48 inch long wood handle

**UT 20000****Dual Wheel Grass Edger**

- 6 inch self sharpening blade with an adjustable depth gauge
- Wide, dual treads for traction and easier handling on concrete
- 48 inch wood handle

**UT 21000****Weed Cutter**

- Used to trim tall grass and weeds around yards
- 14 inch blade has serrations on each edge and cuts in either direction
- Blade is connected to handle with two bolts
- 30 inch wood handle

**UT 24000****Grass Whip**

- Used to trim tall grass and weeds around yards
- 9 1/4 inch blade is serrated on both edges and cuts in either direction
- 14 inch wood handle
- 24 inch steel shaft
- Double rivets securely hold blade to steel shaft

**UT 22000**

# Brooms

# MAX

## Landscape Broom - 3 Bristles, 18 inch

- Heavy-duty 18-inch replaceable hardwood head
- Coarse steel, medium and fine poly bristles - 3 inch
- Scraper blade for removing congealed dirt, gum and other residues
- Cast-metal socket with bolted connection and wrap-around braces
- Tough 60 inch bamboo handle for improved strength-to-weight ratio

**BM 60001**

LLW • RP



## Push Broom - 2 Bristles, 24 inch

- Heavy-duty 24-inch replaceable hardwood head
- Coarse and fine poly bristles - 3 inch
- Scraper blade for removing congealed dirt, gum and other residues
- Cast-metal socket with bolted connection and wrap-around braces
- Tough 60 inch bamboo handle for improved strength-to-weight ratio

**BM 61002**

LLW • RP



## Street Broom - 1 Bristle, 18 inch

- Heavy-duty 18-inch replaceable hardwood head
- Medium-coarse poly bristles - 3 inch
- Scraper blade for removing congealed dirt, gum and other residues
- Cast-metal socket with bolted connection and wrap-around braces
- Tough 60 inch bamboo handle for improved strength-to-weight ratio

**BM 62001**

LLW • RP



## Push Broom - 1 Bristle, 24 inch

- Heavy-duty 24 inch replaceable hardwood head
- Medium-fine poly bristles - 3 1/4 inch
- Cast-metal socket with bolted connection and wrap-around braces
- Aluminum 60 inch long oval-shaped handle is sturdy and lightweight

**BM 62060**

LLW • RP



# Broom

# RED

## Street Broom - 1 Bristle, 18 inch

- 5 inch stiff orange poly bristles for rough surfaces will not absorb odors, mildew or water
- Hardwood block head, varnished for durability - 18 inch
- Metal handle to head connectors for strength - easy to assemble

**BM 43001** **NEW**

LW



## Push Broom - 2 Bristles, 24 inch

- 24 inch wood head
- Coarse and fine poly bristles - 3 inch
- Poly socket with bolted connection and wrap-around braces
- Tough 60 inch bamboo handle for improved strength-to-weight ratio

**BM 41002** **NEW**

LW





# Wheelbarrows

A beautiful new garden. A rustic stone path. Extra living space from which to enjoy it all. Whatever your vision, Corona® wheelbarrows are designed to help you create, build, get the job done, season after season.



All MAX models include:  
Knobby tires for added traction  
Steel bushings and grease fittings for smooth rolling and long life



**NEW** All Wheelbarrows come with self-retaining washers for easier and faster tub to handle assembly.  
(Does not apply to WB 2506 & 2606 models because of the designs)

**NEW WB 2806**  
**EasyLifter by Corona®**  
with Optional AC 2806 Dual Wheel Kit

Patents  
U.S. 5,884,924  
Canada 2,291,159

## DIG DEEPER

Learn more about the unique features of Corona tools. Simply scan the QR code with your mobile phone.



## EasyLifter Wheelbarrows - Steel Handles

- Heavy-duty all-steel frames and 6 cubic foot trays
- Lift with less effort by aligning wheel with center of gravity
- Optional dual-wheel configuration
- Countless other premium features listed in diagram above
- Easy storage - just mount handles onto built-in storage brackets until next use
- **Optional semi-permanent handle attachment, now with four bolts**



Patents  
U.S. 5,884,924 / Canada 2,291,159

### WB 2806 **NEW**

- 16 inch pneumatic 2-ply tire with steel bushings and grease fitting
- LLW • RP

### WB 2806FF **NEW**

- 16 inch solid flat-free tire with steel bushings and grease fitting
- LLW • RP



Fulcrum action for effortless dumpings

## EasyLifter Dual Wheel Kits

- Increase capacity and stability to make short work of the toughest jobs
- Kits include 1 wheel, 1 axle, and hardware
- Work in conjunction with single wheel on WB 2806 or WB 2806FF (sold separately)



### AC 2806 **NEW**

- 16 inch pneumatic 2-ply tire with steel bushings and grease fitting

### AC 2806FF **NEW**

- 16 inch solid flat-free tire with steel bushings† and grease fitting

\*WB 2806 shown with optional AC 2806 Kit and with handles in storage position.



## Heavy-Duty Contractor Wheelbarrow Wood Handles

- 1.4 mm wrinkle-free, extra-heavy-duty steel tray
- Squared holes in tray makes tightening easier, helps avoid loosening during heavy work
- 60 inch hardwood handles feature 10% larger cross-section than in standard pro wheelbarrows
- Bolt-through design helps legs sustain loads better than with tabbed cross-braces
- 6 cubic foot class tray balances carrying capacity with typical worker's lifting ability



### WB 2706 **NEW**

- 16 inch pneumatic 2-ply tire with steel bushings and grease fitting

LLW

U.S. Patent D667,852

## Heavy-Duty Steel Wheelbarrow - Wood Handles

- 1.4 mm wrinkle-free, extra-heavy-duty steel tray
- Reinforced steel front tray braces for added support and stability
- Steel bushings for years of smooth performance and grease fittings for easy lubricating
- 60 inch contractor-grade hardwood handles
- Quick connect system for faster assembly



### WB 2506K

- 16 inch pneumatic 2-ply tire with steel bushings and grease fitting

LLW • RP

### WB 2506KFF

- 16 inch solid flat-free tire with steel bushings and grease fitting

LLW • RP

## Heavy-Duty Steel Wheelbarrows - Steel Handles

- 1.4 mm wrinkle-free, extra-heavy-duty steel tray
- Reinforced steel front tray braces for added support and stability
- Steel bushings for years of smooth performance and grease fittings for easy lubricating
- 60 inch steel handles with comfort grips
- Quick connect system for faster assembly



### WB 2606K

- 16 inch pneumatic 2-ply tire with steel bushings and grease fitting

LLW • RP

### WB 2606KFF

- 16 inch solid flat-free tire with steel bushings and grease fitting

LLW • RP

## Flat-Free Tires

- Finish your job faster with a solid tire that will not deflate
- Choice of knobby tread for uneven terrain or ribbed tread for even terrain



### AC 2500 KNOBBY

- 16 inch solid flat-free tire with steel bushings and grease fitting



### AC 2600 RIBBED

- 16 inch solid flat-free tire with steel bushings and grease fitting

**DID YOU  
KNOW ?**

Corona® offers replacement parts for many of our wheelbarrows





### 6 Cubic Ft Steel Wheelbarrow - Wood Handles

- 1.0 mm wrinkle-free steel tray
- Reinforced steel front tray braces for added support and stability
- Ball bearings for years of smooth performance
- 60 inch hardwood handles



#### WB 2006

- 15 inch pneumatic 2-Ply tire with ball bearings

LW • RP

#### WB 2006FF

- 16 inch solid flat-free tire with ball bearings and grease fitting

LW • RP

### Value Tools

All Value Tools carry a 1-year limited warranty

### 4 Cubic Ft Steel Wheelbarrow Wood Handles

- Great for light-duty jobs around the house
- Steel tray
- 57 inch hardwood handles

#### WB 2004

- 15 inch pneumatic 2-ply tire with ball bearings

### 10 Cubic Ft Poly Wheelbarrow Dual Wheels - Wood Handles

- Heavy-duty, corrosion-proof poly tray with UV protection
- Reinforced steel front tray braces for added support and stability
- 16 inch dual-wheel assembly with pneumatic, 2-ply knobby tires provide added control and stability when carrying heavy loads
- Steel bushings for years of smooth performance
- 60 inch contractor-grade hardwood handles



#### WB 1010

- 15 inch pneumatic 2-Ply tire with steel bushings

LW • RP

### 6 Cubic Ft Poly Wheelbarrow - Wood Handles

- Corrosion-proof poly tray with UV protection
- Reinforced steel front tray braces for added support and stability
- Ball bearings for years of smooth performance
- 60 inch hardwood handles



#### WB 1006

- 15 inch pneumatic 2-Ply tire with ball bearings

LW • RP

#### WB 1006FF

- 16 inch solid flat-free tire with ball bearings and grease fittings

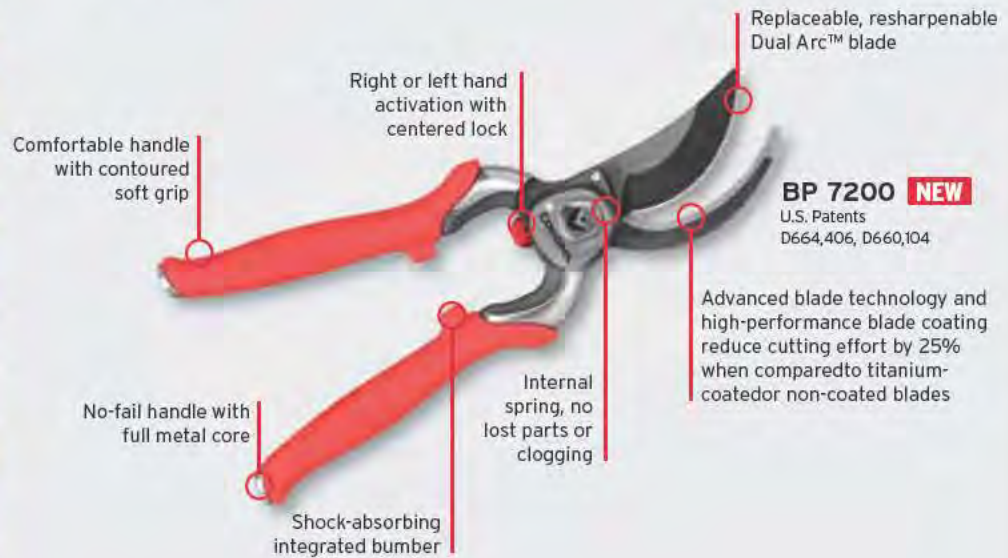
LW • RP



# Hand Pruners



There's a Corona® pruner to satisfy virtually any cutting need or preference. The blades and hooks on each of our bypass pruners are individually hand matched for precision, ensuring the closest, cleanest cuts with maximum cutting capacity.



## DIG DEEPER

Learn more about the unique features of Corona tools. Simply scan the QR code with your mobile phone.



## Hand Pruners

## MAX

CUTS UP TO  
**1**  
inch

LW

### FORGED Pro Cut™ Bypass Pruner **NEW**

- Replaceable, resharpenable Dual Arc™ blade
- Advanced blade technology and high-performance blade coating reduce cutting effort by 25% when compared to titanium-coated or non-coated blades
- Comfortable handle with contoured soft grip



**BP 7200 NEW**

U.S. Patents D660,104 & D664,406

CUTS UP TO  
**1**  
inch

LW



### FORGED Dual Cut Bypass Pruner

- Maximum strength forged technology
- No blade crossover with fully forged steel construction for strength
- Enhanced performance with large cuts due to patented blade and hook design



**BP 7100 NEW**

U.S. Patents D664,406 & D660,104

LLW= Lifetime Limited Warranty

LW= Limited Warranty

RP= Replacement Parts Available



# Hand Pruners

# MAX

CUTS UP TO  
**1 1/4**  
inch

LLW

## Convertible Pruner + Lopper

- Easily Converts for two-handed operation
- Ease of a pruner with power of a lopper - All in one tool
- No blade crossover with fully forged steel construction for strength
- Right or left hand activation with center lock
- Comfortable handle with contoured grip



**BP 7450 NEW**

U.S. Patent D698,618

CUTS UP TO  
**1**  
**3/4**  
**1/2**  
inch

LLW  
RP

## FORGED Classic Cut® Bypass Pruners

- Fully forged steel construction for maximum strength
- Resharpenable high-carbon steel blades
- High-precision pivot bolts and locking nuts keep blades and hooks aligned
- Non-slip grips for greater control



**BP 3180 – 1 inch**

- Resharpenable bypass blade



**BP 3160 – 3/4 inch**

- Resharpenable bypass blade



**BP 3130 – 1/2 inch**

- Resharpenable bypass blade

U.S. Patent 5,483,747

CUTS UP TO  
**1**  
**3/4**  
inch

LLW  
RP

## FORGED Angled Bypass Pruners

- Angled pruning heads for added comfort and reduced hand stress
- Fully forged steel construction for maximum strength
- Replaceable, resharpenable high-carbon steel blades
- Built-in bumpers for impact absorption



**BP 6190 – 1 inch**



**BP 6170 – 3/4 inch**

U.S. Patent D390,430

CUTS UP TO  
**3/4**  
inch

LLW

## FORGED Two-Handed Pruner

- Lightweight, two-handed operation for easier cutting
- Forged, resharpenable bypass blade and hook
- Oval steel handles for greater comfort



**BP 3225**

- Handle length - 11 1/4 inch

CUTS UP TO  
**1**  
inch

LLW  
RP



SCAN CODE  
FOR PRODUCT  
VIDEO

## FORGED Landscape-Irrigation Bypass Pruner

- Built-in Sprinkler adjuster fits common nozzles
- Maximum strength forged technology
- Resharpenable, replaceable bypass blade
- Ergonomic handles for added comfort



**BP 3670 NEW**

U.S. Patent D652,272

Sprinkler  
Adjuster



**3670-1C NEW**

- Replacement Blade

**3670-91C NEW**

- Hardware Kit  
Pivot bolt & nut, spring,  
lock with screw and washer

CUTS UP TO  
**3/4**  
inch

LLW



## FORGED Bypass Pruner

- Forged high-carbon steel forms a stronger, more durable cutting tool
- Resharpenable, forged steel blade for long service life
- Ergonomic angled pruning head for added comfort and reduced hand stress
- Contoured handles with comfortable non-slip grips



**BP 3640**

U.S. Patent D585,251



# Aluminum Hand Pruners

MAX

CUTS UP TO  
**1**  
**3/4**  
inch

LLW  
RP

## FORGED Aluminum Bypass Pruners **NEW**

- Lightweight forged aluminum handles with non-slip grips
- High-carbon steel blades for lasting performance
- Built-in wire cutters and sap grooves
- Easy access to tight areas with narrow profile hooks
- Geared pivot nuts permit precise blade adjustments
- Volute springs resist clogging and maintain smooth cutting action
- Rubber bumpers absorb shocks

### BP 6340 – 1 inch **NEW**

- **For left handed users**
- Ergonomically angled head for less bending of the wrist
- Blade and spring are interchangeable with Felco® 9



### BP 6250 – 1 inch

- Straight, non-angled head
- Blade and spring are interchangeable with Felco® 2



### BP 6310 – 3/4 inch **NEW**

- Compact, great for smaller hands
- Ergonomically angled head for less bending of the wrist
- Blade and spring are interchangeable with Felco® 6



### BP 6360 – 1 inch **NEW**

- Ergonomically angled head for less bending of the wrist
- Blade and spring are interchangeable with Felco® 8



Felco® is a registered trademark of Felco SA, Switzerland

# Aluminum Hand Pruners

RED

CUTS UP TO  
**1**  
inch

LW  
RP

## FORGED Aluminum Bypass Pruner

- More affordable, less lightweight version of BP 6250
- Separate steel hook instead of one-piece aluminum hook
- High-carbon steel blades
- Easy access to tight areas with narrow profile hook
- Volute spring resists clogging
- Rubber bumper absorbs shocks
- Blade and spring fit Felco® 11



BP 4250

CUTS UP TO  
**1**  
inch

LW  
RP

## FORGED Aluminum Bypass Pruner Rolling Handle

- Unique rolling handle designed to reduce cutting effort and hand fatigue
- High-carbon steel blades
- Easy access to tight areas with narrow profile hook
- Volute spring resists clogging
- Rubber bumper absorbs shocks
- Blade interchangeable with Felco® 7



BP 4840

LLW= Lifetime Limited Warranty

LW= Limited Warranty

RP= Replacement Parts Available



# ComfortGEL® Hand Pruners

RED

CUTS UP TO  
**3/4**  
inch

LW

SCAN CODE



FOR PRODUCT  
VIDEO

## ComfortGEL® Bypass Pruner

- Bypass design for pruning live, green growth
- Specially coated non-stick blade provides maximum cutting performance
- Reduced hand fatigue with ShockGUARD® bumper system
- Accommodates both right and left-hand users
- Maximize comfort and control with soft, ergonomically-shaped grips

BP 3214 **NEW**



CUTS UP TO  
**3/4**  
inch

LW

SCAN CODE



FOR PRODUCT  
VIDEO

## ComfortGEL® Anvil Pruner

- Anvil design for pruning dry and woody growth
- Specially coated non-stick blade provides maximum cutting performance
- Reduced hand fatigue with ShockGUARD® bumper system
- Accommodates both right and left-handed users
- Maximize comfort and control with soft, ergonomically-shaped grips

AP 3234 **NEW**



# Hand Pruners

RED

CUTS UP TO  
**1**  
inch

LW

RP



## Comfort Grip Bypass Pruner

- High-comfort textured grip and forged aluminum handle increase balance and control
- Ergonomically designed handles reduce fatigue
- Bag ripper and wire cutter on blade add utility
- Replaceable blade for long-lasting, easy cutting

BP 6590

U.S. Patent  
D585,250



CUTS UP TO  
**3/4**  
inch

LW

RP

## Ergonomic Bypass Pruner

- Lightweight pruner for general-purpose pruning
- Ergonomic, reinforced nylon handles
- Resharpenable, high-carbon steel blade

BP 4180



CUTS UP TO  
**5/8**  
inch

LW

## Bypass Pruner

- Bypass design for pruning live, green growth
- Lightweight, well-balanced design for extended use
- Textured grips for non-slip cutting comfort
- Enclosed spring is protected from debris
- Chrome body with non-stick coated steel blade

BP 3140



CUTS UP TO  
**7/8**  
inch

LW

## Adjustable Grip Bypass Pruner

- High-carbon steel blade with non-stick coating for easy cutting
- Left or right-hand safety lock
- Soft, comfortable grip

BP 3350

U.S. Patent  
D652,699 S



Adjustable handles  
fit large and small hands  
for greater comfort

CUTS UP TO  
**3/4**  
inch

LW

## Anvil Pruner

- Anvil design for pruning dry and woody growth
- Lightweight, well-balanced design for extended use
- Textured grips for non-slip cutting comfort
- Enclosed spring is protected from debris
- Chrome body with resharpenable steel blade

AP 3110





# Hand Pruners

## RED

CUTS UP TO  
**3/4**  
in.

LW  
RP

### Stainless Steel Bypass Pruner

- Stainless steel blade and hook resist corrosion
- Non-slip grip
- Easy to operate, unobtrusive lock
- Lightweight, easy to use



BP 3120

CUTS UP TO  
**3/4**  
in.

LW

### Ratchet Pruner

- Power multiplying ratchet action for easy cutting
- Non-stick coated blade for smooth cutting and easy cleaning
- Suitable for right and left hand use




RP 3230

CUTS UP TO  
**1 1/4**  
in.

LW

### Long Reach Pruner

- Overall length of 62 inches is ideal for pruning high or low, without bending or straining
- Head rotates, tilts, and swivels for unlimited cutting positions
- Powerglide™ comfort grip eliminates tangled ropes
- Oval end-grip with rubber overmold increases reach
- Lightweight: weighs only 2.5 lb so you can prune trees, shrubs, and roses all day



TP 3206

CUTS UP TO  
**1/2**  
in.

LW

### Long Reach Cut 'n' Hold Bypass Pruner

- Overall length of 46 inches allows reach to otherwise inaccessible areas
- High-carbon steel blade and hook are fully heat treated
- Non-stick coated blade for easier cutting
- Adjustable foam grip provides balance and ease of use
- Cut 'n' hold feature holds stem until you release the grip
- Ergonomic handles for comfort



LR 3460

## Accessories

MAX



### Leather Scabbard

- Top-grain leather construction
- Stitched and riveted for durability
- Belt clip and loops included
- Universal design fits most hand pruners and folding saws up to 8 inches
- Pouch depth: 5 inches

AC 7220  
LLW



### Universal Tool Pouch

- Durable nylon construction
- Universal design fits hand pruners and folding saws up to 8 inches
- Easy to carry using metal clip or belt loops
- Front pocket for sharpener storage
- Pouch depth: 5 inches

AC 4510  
LW

## Accessories

RED

### Sharpening Tool

- 5 inch super carbide file
- Ideal for sharpening all blades (excludes saw blades)
- Easy to fit in pocket
- Non-slip grip for easy use

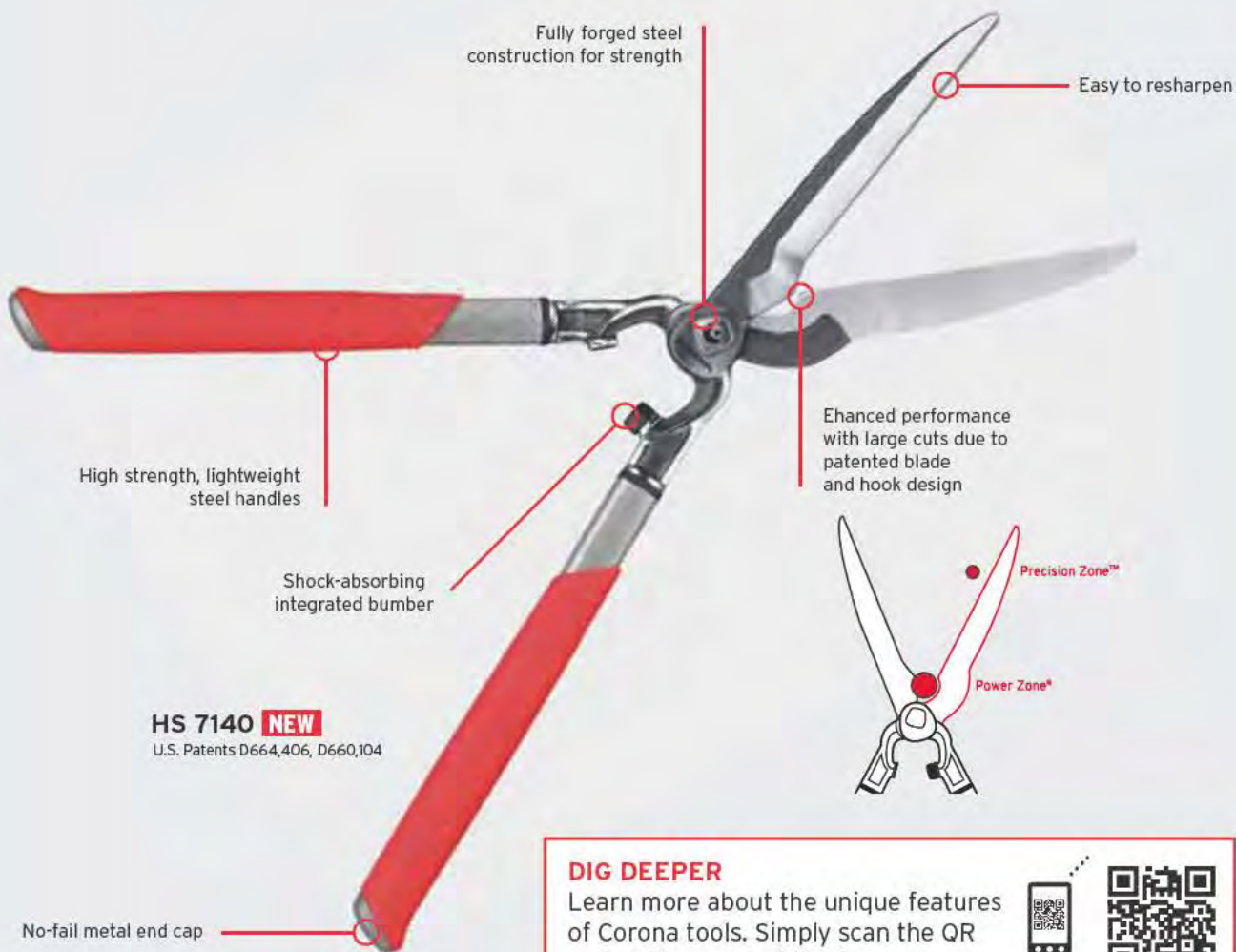
AC 8300  
LW





# Hedge Shears

From the shaping of large shrubs and hedges to the trimming of grass and other plants, Corona® meets the needs of professionals with a diverse line of innovative specialty shears built to exacting standards of craftsmanship.



## DIG DEEPER

Learn more about the unique features of Corona tools. Simply scan the QR code with your mobile phone.



## FORGED Dual Cut Hedge Shear

- Comfortable steel handles with contoured soft grips fits various hand sizes
- Enhanced performance with large cuts due to patented blade and hook design
- Shock-absorbing integrated bumper
- Easy to sharpen
- No-fail metal end cap

### HS 7140 **NEW**

- 12 1/2 inch handles, 10 inch blades
- LLW



U.S. Patent D664,406, D660,104

## FORGED Hedge Shear

- Resharpenable, forged steel alloy blades
- Lightweight, high-strength elliptical aluminum handles
- Fully heat-treated for strength
- Limb notch in lower blade
- Dual forged-in bumper cups with elastomer bumpers

### AH 6970

- 12 1/2 inch handles, 10 1/2 inch blades
- LLW • RP



## FORGED Hedge Shear

- Resharpenable, forged steel alloy blades
- Bolted-on hardwood handles, comfortable non-slip grips
- Fully heat-treated for strength
- Limb notch
- Shock Stop® bumper

### HS 6960

- 9 1/4 inch handles, 10 inch blades
- LLW • RP



## FORGED Hedge Shears - Serrated Blade

- Resharpenable, forged steel alloy blades
- Lightweight, high-strength elliptical aluminum handles
- Fully heat treated for strength
- Serrated top blade and limb notch in lower blade
- Dual forged-in bumper cups with elastomer bumpers

### AH 6950

- 21 inch handles, 8 1/2 inch blades
- LLW • RP

### AH 6940

- 13 inch handles, 8 1/2 inch blades
- LLW • RP



## FORGED Hedge Shears - Serrated Blade

- Resharpenable, forged steel alloy blades
- Bolted-on hardwood handles with non-slip grips
- Fully heat-treated for strength
- Serrated top blade and limb notch in lower blade
- Shock Stop® bumper

### HS 6930

- 20 inch handles, 8 1/2 inch blades
- LLW • RP

### HS 6920

- 9 1/2 inch handles, 8 1/2 inch blades
- LLW • RP



## FORGED Hedge Shear - Extendable Handle

- Lightweight steel handles with comfort grips extend from 13 inches to 20 inches
- Forged, high-carbon steel blades for durability and strength
- Shock Stop® bumper reduces arm and shoulder fatigue
- Precision-made pivot bolt provides smooth cutting action

### HS 3950

- 10 inch blades
- LW

Extends from  
13 inches to 20 inches





# Hedge Shears

RED

## ComfortGEL+™ Hedge Shear

- PowerSOURCE® cutting action
- ShockGUARD® bumper system
- Strong, trapezoidal steel handles
- Extreme comfort grips
- Reduced handle opening for less work and more power

### HS 4244 **NEW**

- 14 inch handles, 9 ¾ inch blades

LW



U.S. Patent D703,498

## ComfortGEL+™ Hedge Shear - Extendable Handle

- PowerSOURCE® cutting action
- ShockGUARD® bumper system
- Strong, trapezoidal steel handles
- Extreme comfort grips
- Narrow handle opening minimizes cutting effort
- Innovative locking mechanism on extendable handle

### HS 4344 **NEW**

- 9 ¾ inch blades

LW

Extends from  
15 ½ inches to 24 ½ inches



U.S. Patent D703,498

## ComfortGEL® Hedge Shear

- Specially coated non-stick blades provide maximum cutting performance
- Reduced hand fatigue with ShockGUARD® bumper system
- Maximize comfort and control with soft, ergonomically-shaped grips

### HS 3244 **NEW**

- 13 inch handles, 9 inch blades

LW



## FORGED Hedge Shear

- Resharpenable, forged steel alloy blades
- Top-grade hardwood handles
- Fully heat-treated for strength
- Limb notch for larger branches
- Comfortable non-slip grips

### HS 3911

- 9 ½ inch handles, 8 ¼ inch blades

LW • RP




## FORGED Hedge Shear

- Lightweight aluminum handles with comfort grips
- Forged, high-carbon steel blades for durability and strength
- Shock Stop® bumper reduces arm and shoulder fatigue
- Precision-made pivot bolt provides smooth cutting action

### AH 4250

- 11 inch handles, 8 ¼ inch blades

LW



## Hedge Shear - Extendable Handle

- Lightweight steel handles are adjustable from 15 inches to 26 inches
- Heat-treated, high-carbon steel blades for durability and strength
- Blades narrow at the tip for fine trimming and shaping
- Shock Stop® bumper and ergonomic grips for comfort

### HS 3930

- 8 ¼ inch blades

LW

Extends from  
15 inches to 26 inches



## Compound Action Hedge Shear - Aluminum Handle

- High-carbon steel blades are fully heat-treated
- Compound action multiplies your cutting power
- Top blade is serrated to hold materials in place during cutting
- Non-stick coated bottom blade for easy, clean cuts
- Lightweight, strong aluminum handles with ergonomic grip

### AH 4220

- 11 ½ inch handles, 9 inch blades

LW



## Precision Hedge Shear

- For sculpting and trimming
- Comfort grip reduces fatigue
- Compact and lightweight

### HS 3070

- 8 ½ inch handles, 7 inch blades

LW



# Grass Shears

## MAX

### FORGED Classic Cut® Grass Shear

- Professional scissor cutting action
- Resharpenable, forged steel alloy blades
- Fully heat-treated for strength
- Comfortable, non-slip grip
- Cuts tough sod and ground cover

GS 6750  
LLW • RP



### SCISSOR CUTTING ACTION



Grass shears are versatile tools for trimming grass, ground cover and small hedges and for trimming and edging along walks, beds and fences.

# Grass Shears

## RED

### Pump-Action Grass Shear

- Hard, chrome-plated, high-carbon steel blades are fully heat-treated
- Adjustable tension control for maximum shearing
- Cast-aluminum body construction
- Foam grip for comfortable use

GS 3760  
LW



### Swivel Grass Shear

- Versatile three-position blade
  - Vertical for edging
  - Horizontal for trimming
  - Angled for hard to reach areas
- Precision-ground, high-carbon steel blades
- Durable chrome plating
- Easy to set thumb lock

GS 3750  
LW



**DID YOU  
KNOW ?**

Corona® Customer Service  
can help you find spare parts for  
most MAX pruning tools



# Loppers



For trimming larger branches and limbs, Corona® gives you a choice of loppers with handles of lightweight high-strength aluminum, top-grade Hickory wood, strong pultruded fiberglass or tubular steel. For even greater cutting capacity, select our compound action anvil and bypass models to get three times the cutting power of conventional loppers.



## DIG DEEPER

Learn more about the unique features of Corona tools. Simply scan the QR code with your mobile phone.



## Bypass Loppers

## MAX

**2**  
CUTS UP TO  
Inch

LLW  
RP

### FORGED Pro Cut™ Bypass Lopper

- Fully forged steel construction for strength
- Replaceable, DualArc™ blade with performance coating = improved cutting + corrosion resistance\*
- Shock-absorbing integrated bumper
- Comfortable handle with contoured soft grip, fits various hand sizes
- Easy to sharpen
- No-fail metal end cap

\*Blade Technology and high-performance coating reduce cutting effort by 25% when compared to titanium or non-coated blades



**SL 7280 - 31 inch NEW**

U.S. Patents D660,104 & D664,406



# Bypass Loppers

# MAX

CUTS UP TO  
**2**  
inch

LLW  
RP



## FORGED Dual Cut Bypass Lopper

- Fully forged steel construction for strength
- Enhanced performance with large cuts due to patented blade and hook design
- Shock-absorbing integrated bumper
- Comfortable handle with contoured soft grip, fits various hand sizes
- Easy to resharpen
- No-fail metal end cap



SL 7180 - 31 inch **NEW**

U.S. Patents D660,104 & D664,406

CUTS UP TO  
**2 1/4**  
inch

LLW  
RP

## FORGED High-Performance Orchard Loppers

- Easier adjustments with **new and improved** design that eliminates nut-retaining clip
- Unmatched blade design dramatically reduces force-to-cut
- Lightweight, high-strength elliptical aluminum handles
- Resharpenable, replaceable, Dual Arc™ bypass blade of fully heat-treated forged steel



AL 8482 - 36 inch **UPDATED**  
Replaces AL 8481



AL 8462 - 32 inch **UPDATED**  
Replaces AL 8461



AL 8442 - 26 inch **UPDATED**  
Replaces AL 8441



Orchard Loppers  
can cut up to  
2 1/4 inches!

CUTS UP TO  
**2**  
inch

LLW  
RP

## FORGED High-Torque Bypass Loppers

- Maximum high-torque cutting action
- **Now with replacement handles**
- Resharpenable Radial Arc® bypass blade of fully heat-treated forged steel alloy
- Deeply curved, forged, slant-ground hook with self-cleaning, deep sap groove
- Dual forged-in bumper cups with elastomer bumpers



AL 6512 - 26 inch **UPDATED**  
Replaces AL 6511


U.S. Patent 5,483,747

CUTS UP TO  
**1 1/4**  
inch

LLW  
RP

## FORGED High-Performance Vine Loppers

- Easier adjustments with **new and improved** design that eliminates nut-retaining clip
- Unmatched blade design dramatically reduces force-to-cut
- Lightweight, high-strength elliptical aluminum handles
- Resharpenable, replaceable, Radial Arc® bypass blade of fully heat-treated forged steel



AL 8321 - 19 inch **UPDATED**  
Replaces AL 8320



AL 8311 - 16 inch **UPDATED**  
Replaces AL 8310

LLW= Lifetime Limited Warranty

LW= Limited Warranty

RP= Replacement Parts Available



CUTS UP TO  
**2 1/4**  
in.

LLW  
RP

## FORGED Heavy-Duty Bypass Loppers

- Resharpenable, replaceable Radial Arc® bypass blades of fully heat-treated forged steel alloy
- Precision-made, self-aligning pivot bolt
- Dual forged-in bumper cups with elastomer bumpers
- Tapered, bolt-on Hickory wood handles



WL 6481 – 36 inch



WL 6461 – 32 inch



WL 6431 – 26 inch

U.S. Patent 5,483,747

CUTS UP TO  
**1 1/2**  
in.

LLW  
RP

## FORGED Heavy-Duty Bypass Loppers

- Resharpenable, replaceable Radial Arc® bypass blades of fully heat-treated forged steel alloy
- Precision-made, self-aligning pivot bolt
- Dual forged-in bumper cups with elastomer bumpers
- Tapered, bolt-on Hickory wood handles



WL 6381 – 30 inch



WL 6361 – 26 inch



WL 6341 – 22 inch

U.S. Patent 5,483,747

CUTS UP TO  
**2 1/4**  
in.

LLW  
RP

## FORGED Classic Cut® Bypass Loppers

- Resharpenable, replaceable Radial Arc® bypass blades of fully heat-treated forged steel alloy
- Precision-made, self-aligning pivot bolt
- Shock Stop® bumpers
- Tapered, bolt-on Hickory wood handles



WL 6470 – 36 inch



WL 6450 – 32 inch



WL 6420 – 26 inch

U.S. Patent 5,483,747

CUTS UP TO  
**1**  
in.

LLW  
RP

## FORGED Heavy-Duty Bypass Vine Lopper

- Designed for, close-quarters cutting of grape vines and dense shrubs or detail pruning of roses, patio trees and shrubs
- Radial Arc® bypass blade for the cleanest, closest cut and longer edge retention
- Dual forged-in bumper cups with elastomer bumpers
- Tapered Hickory hardwood handles



WL 6321 – 19 inch

U.S. Patent 5,483,747

**DID YOU  
KNOW?**

Use a saw when a branch  
is too large for your lopper

# Bypass Loppers

MAX

CUTS UP TO  
**1 1/2**  
in.

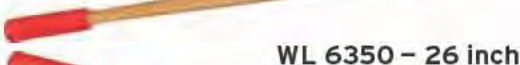
LLW  
RP

## FORGED Classic Cut® Bypass Loppers

- Resharpenable, replaceable Radial Arc® bypass blades of fully heat-treated forged steel alloy
- Precision-made, self-aligning pivot bolt
- Shock Stop® bumpers
- Tapered, bolt-on Hickory wood handles



WL 6370 – 30 inch



WL 6350 – 26 inch



WL 6330 – 22 inch



WL 6320 – 20 inch **NEW**



WL 6310 – 20 inch  
• Cuts up to 1 1/4 inches

U.S. Patent 5,483,747

CUTS UP TO  
**3**  
in.

## FORGED Super-Duty Bypass Loppers

- Corona's largest-capacity loppers
- Precision-made, self-aligning pivot bolt
- Resharpenable, self-cleaning forged steel blades
- Fatigue reducing bumper system



WL 6490 – 37 inch

- Tapered Hickory wood handles
- Eyelet for shoulder harness attachment
- Replaceable blade and parts

LLW • RP



SL 6500 – 32 inch

- Steel handles
- Comfortable grips

U.S. Patent 5,483,747



LLW= Lifetime Limited Warranty

LW= Limited Warranty

RP= Replacement Parts Available



# Bypass & Anvil Loppers

RED

CUTS UP TO  
**1 1/2**  
inch

LW

## ComfortGEL+™ Bypass Lopper

- PowerSOURCE® cutting action
- ShockGUARD® bumper system
- Strong, trapezoid steel handles
- Extreme comfort grips
- Patent-pending blade and hook design
- Reduced handle opening for less work and more power



SL 4264 – 25 inch **NEW**

Patent Pending

CUTS UP TO  
**1 1/2**  
inch

LW

## ComfortGEL+™ Extendable Bypass Lopper

- PowerSOURCE® cutting action
- ShockGUARD® bumper system
- Strong, trapezoid steel handles
- Extreme comfort grips
- Patent-pending blade and hook design
- Narrow handle opening minimizes cutting effort
- Innovative locking mechanism on extendable handle

SL 4364 – 26 inch - 33 inch **NEW**



Handles extend from  
21 inches to 33 inches

Patent Pending

CUTS UP TO  
**1 1/2**  
inch

LW

## ComfortGEL® Bypass Lopper

- Specially coated non-stick blade provides maximum cutting performance
- Reduced hand and shoulder fatigue with ShockGUARD® bumper system
- Maximize comfort and control with soft, ergonomically-shaped grips



SL 3264 – 30 inch **NEW**



# Bypass & Anvil Loppers

RED

CUTS UP TO  
**1 1/2**  
inch

LW

## Easy Cut Bypass Lopper

- 3X greater cutting power with compound action
- Resharpenable, non-stick coated, steel blade
- 24 inch fiberglass handles
- Extra-long foam grips for comfort - 8 inch

FL 3460 - 32 inch



CUTS UP TO  
**1 1/2**  
inch

LW

## Easy Cut Extendable Bypass Lopper

- 3X greater cutting power with compound action
- Resharpenable, non-stick coated, steel blade
- Foam grips for comfort - 6 inch

FL 3470 - 21 inch - 33 inch



Lightweight fiberglass handles extend from 21 inches to 33 inches

CUTS UP TO  
**1 1/2**  
inch

LW

## Easy Cut Extendable Anvil Lopper

- 3X greater cutting power with compound action
- Non-stick coated steel blade
- Lightweight, fiberglass handles extend from 21 inches to 33 inches
- Foam grips for comfort - 6 inch

FL 3450 - 21 inch - 33 inch



Extends from 21 inches to 33 inches

CUTS UP TO  
**1 1/2**  
inch

LW

RP

## Easy Cut Anvil Lopper

- 3X greater cutting power with compound action
- Resharpenable, non-stick coated steel blade
- 24 inch fiberglass handles
- Replaceable blade and anvil
- Extra-long foam grips for comfort - 8 inch

FL 3420 - 32 inch



CUTS UP TO  
**1 1/2**  
inch

LW

## Easy Cut Bypass Lopper

- 3X greater cutting power with compound action
- Resharpenable, non-stick coated steel blade
- Lightweight, aluminum handles
- Ergonomic, non-slip grips

AL 4110 - 28 inch





# Bypass & Anvil Loppers

RED

CUTS UP TO  
**1 1/2**  
inch

LW

## Bypass Ratchet Lopper

- Ratchet action is ideal for cutting large branches or for people with limited arm strength
- Lightweight aluminum handles with non-slip grips
- Resharpenable blade

RL 3560 – 26 inch



CUTS UP TO  
**1 1/2**  
inch

LW

## Power Glide Anvil Lopper

- 2X easier cutting with Power Glide system
- Blade glides along stainless steel power bearing for easy cutting
- Lightweight aluminum handles
- Non-stick steel blade
- Nylon serrated inset on hook holds limbs while cutting

AL 3390 – 32 inch



CUTS UP TO  
**1 1/2**  
inch

LLW

## Bypass Lopper

- Resharpenable forged steel blade
- Lightweight aluminum handles with non-slip grips
- Shock Stop® bumper

SL 4150 – 29 inch



CUTS UP TO  
**1 1/2**  
inch

LW

## Bypass Lopper

- Resharpenable, forged steel blade
- Hardwood handles

WL 3351 – 26 inch



## Value Tools

All Value Tools carry a 1-year limited warranty

CUTS UP TO  
**1 1/2**  
inch

## Bypass Lopper

- Resharpenable steel blade
- Tubular steel handles
- Bumper

SL 3310 – 25 inch

# Pruning Saws

Corona® Pruning Saws are designed to be as comfortable in your hand as they are effective in the field. Folding saws combine fast cutting with carrying ease. Fixed-blade pruning saws make short work of moderate-sized limbs up to 10 inches thick, without the noise or smoke of a chain saw. For cleaner, smoother, faster cutting, choose any of the QuickSaw® or Razor Tooth Saw® models.



## DIG DEEPER

Learn more about the unique features of Corona tools. Simply scan the QR code with your mobile phone.





# Pruning Saws

MAX

## QuickSaw® Pruning Saw **NEW**

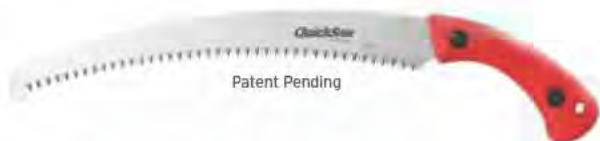
- For large branches
- 2.5X faster cut than conventional saws
- Stays sharp over thousands of strokes thanks to the same superior grade steel as advanced tactical knives
- Exert less force with friction-minimizing tapered blade
- Secure, well-controlled cuts thanks to a unitary blade design with a tang that extends through the entire handle

### QS 7900 – 13 inch blade

LLW • RP

#### 7900-1

- Replacement Blade



## QuickSaw® Folding Saw **NEW**

- For small to medium branches
- 2.5X faster cut than conventional saws
- Stays sharp over thousands of strokes thanks to the same superior grade steel as advanced tactical knives
- Exert less force with friction-minimizing tapered blade
- Lightweight, high-strength aluminum handle and release button

### QS 7800 – 7 inch blade

LLW • RP

#### 7800-1

- Replacement Blade



See QuickSaw® Tree Pruner Blades on page 74.

## Accessories

MAX



### Leather Scabbard

- For use with QS 7900, RS 7130, RS 7120, RS 7395 and other 13 to 14 inch curved saws
- Top grain leather construction
- Stitched and riveted for durability

#### AC 7300

LLW



### Leather Scabbard

- Top-grain leather construction
- Stitched and riveted for durability
- Belt clip and loops included
- Universal design fits most hand pruners and folding saws up to 8 inches
- Pouch depth: 5 inches

#### AC 7220

LLW

## Accessories

RED



### Universal Tool Pouch

- Durable nylon construction
- Universal design fits hand pruners and folding saws up to 8 inches
- Easy to carry using metal clip or belt loops
- Front pocket for sharpener storage
- Pouch depth: 5 inches

#### AC 4510

LW



## Razor Tooth Saw® Pruning Saw

- For large branches
- 2X faster cut with Razor Tooth Saw® technology
- 3-sided impulse-hardened teeth stay sharp longer
- Replaceable blade
- Ergonomic non-slip handle

**RS 7395 – 14 inch blade**

LLW • RP

**7395-1**

- Replacement Blade



## Razor Tooth Saw® Pruning Saws

- For medium to large branches
- 2X faster cut with Razor Tooth Saw® technology
- 3-sided impulse-hardened teeth stay sharp longer
- Replaceable blade

**RS 7120 – 13 inch blade**

- Non-slip pistol grip handle with finger hook

LLW • RP

**7100-1**

- Replacement Blade



**RS 7130 – 13 inch blade**

- Hardwood pistol grip handle with finger hook

LLW • RP

**7100-1**

- Replacement Blade



## Razor Tooth Saw® Pruning Saw

- For large branches and limbs
- 2X faster cut with Razor Tooth Saw® technology
- 3-sided impulse-hardened teeth stay sharp longer
- Durable hardwood handle

**RS 7500 – 18 inch blade**

LLW



## Razor Tooth Saw® Folding Saw

- For small to medium branches
- 2X faster cut with Razor Tooth Saw® technology
- 3-sided impulse-hardened teeth stay sharp longer
- Replaceable blades
- Ergonomic non-slip handles

**RS 7245 – 7 inch blade**

**RS 7255 – 8 inch blade**

**RS 7265 – 10 inch blade**

LLW • RP

Replacement Blade

• 7245-1 - 7 inch

• 7255-1 - 8 inch

• AC 7265 - 10 inch



## Razor Tooth Saw® Folding Saw

- For small to medium branches
- 2X faster cut with Razor Tooth Saw® technology
- 3-sided impulse-hardened teeth stay sharp longer
- Replaceable blade
- Non-slip handle

**RS 7041 – 7 inch blade**

LLW • RP

**AC 7041**

- Replacement Blade



## Razor Tooth Saw® Raker Saw

- For large branches
- 2X faster cut with Razor Tooth Saw® technology
- 3-sided impulse-hardened teeth stay sharp longer
- Durable hardwood handle
- Self-cleaning raker tooth pattern

**RS 7160 – 21 inch blade**

LLW • RP

**7160-4**

- Replacement Handle





## Razor Tooth Saw® Folding Saw

- For medium to large branches
- 2X faster cut with Razor Tooth Saw® technology
- 3-sided impulse-hardened teeth stay sharp longer
- Replaceable blade
- Durable hardwood handle

**RS 7060 – 10½ inch blade**

LLW • RP

**7060-1**

- Replacement Blade



## General Purpose Folding Saw

- Cuts faster and cleaner than conventional saws
- Non-slip handle
- Blade locks open and closed

**RS 4040**

LW



## Root & All-Purpose Saw

- For medium to large roots and small branches
- Cuts on both the push and pull stroke
- Aggressive tooth design for fast cuts
- Hard, chrome-plated blade
- Ergonomic poly handle

**RC 4060 – 6½ inch blade**

LW



## Value Tools

All Value Tools carry a 1-year limited warranty

## Folding Saws

- For small to medium branches
- Conventional curved steel blades
- Wood handles

**PS 7020 – 14 inch blade**

**PS 4050 – 10½ inch blade**

**PS 4040 – 8 inch blade**

# Machetes

RED

## Machete-Saw **NEW**

- Multifunctional tool for brisk brush clearing on any terrain
  - Easy-to-resharpen fine edge for slicing and chopping
  - Edge with aggressive tooth pattern for sawing
- Polished blade surface with protective coating for weather resistance
- Tempered steel blade retains sharpness



**MA 60051 – 18 inch**  
LW

## Machetes

- For brisk brush cleaning on any terrain
- Resharpenable tempered steel blades
- Blades extend through handles for forceful chopping
- Riveted non-slip handles for a secure grip



**MA 60042 – 22 inch**  
LW



**MA 60041 – 18 inch**  
LW

## Corn Knife

- For swift cleaning of corn stalks and brush
- Resharpenable tempered steel blade
- Blade extends through the handle for forceful copping
- Riveted hardwood handle for a secure grip

**MA 62040 – 18 inch**

LW



## Cane Knife

- Quickly cuts cane and similar plants' stalks
- Resharpenable tempered steel blade
- Blade extends through handle for forceful chopping
- Riveted hardwood handle for a secure grip
- Convenient cane-pulling hook on top of blade

**MA 61040 – 14 inch**

LW



## Accessories



### Machete Sheaths

- Durable reinforced nylon construction
- Belt loops and leg straps for a secure fit
- Built-in button snap holds tool safely in place

#### AC 7310

- Fits Corona® MA 60051, MA 60041, MA 62040 MA 60050, and other machetes up to 18 inches

#### AC 7330

- Fits Corona® MA 60042 and other machetes up to 22 inches

LW



## FORGED Dual Compound Action Arborist Tree Pruning System - 6 ft/12 ft

- Compound action, dual pulley system triples your cutting power
- Heavy-duty forged steel hook and Radial Arc® blade with 1½ inch diameter cutting capacity
- 16 inch **Razor Tooth Saw®** blade and quick connect ferrule
- Two six-foot high-strength fiberglass pole sections can be combined or used separately with saw and pruning head
- System includes two poles, saw blade, and pruning head as shown below

### TP 6881

- Pruning system with 16 inch Razor Tooth Saw® blade

LLW • RP



Saw blade and mounting ferrule also available separately as AC 7672



## Dual Compound Action Tree Pruner - 7 ft - 14 ft

- Pruning head with 3X cutting power features a compound action pulley system and heavy-duty chain drive
- Heavy-duty zinc alloy pruning head with non-stick tempered steel blade cuts up to 1¼ inches
- Exclusive Powerglide™ rope pull system for smooth action
- **Razor Tooth Saw®** blade with 3-sided teeth cuts 2X faster than conventional saws
- Lightweight fiberglass pole telescopes from 7 ft to 14 ft with twist lock adjustment
- Comfortable 28 inch foam grip

### TP 6870

- Tree pruner with 13 inch Razor Tooth Saw® blade

LLW • RP



## Dual Compound Action Tree Pruner - 6 ft - 12 ft

- Pruning head with 3X cutting power features a compound action pulley system and heavy-duty chain drive
- Heavy-duty zinc alloy pruning head with non-stick tempered steel blade cuts up to 1¼ inches
- Exclusive Powerglide™ rope pull system for smooth action
- **Razor Tooth Saw®** blade with 3-sided teeth cuts 2X faster than conventional saws
- Lightweight fiberglass pole telescopes from 6 ft to 12 ft with twist lock adjustment
- Comfortable 24 inch foam grip

### TP 6830

- Tree Pruner with 13 inch Razor Tooth Saw® blade

LLW • RP



### DIG DEEPER

Learn more about the unique features of Corona tools. Simply scan the QR code with your mobile phone.



# Tree Pruners

RED

## Dual Compound Action Tree Pruner - 7ft - 14 ft

- Pruning head with 3X cutting power features a compound action pulley system and heavy-duty **chain drive**
- Die-cast zinc alloy pruning head with non-stick tempered steel blade cuts up to 1 1/4 inches

### TP 6850

- Tree pruner with 13 inch conventional saw blade

LW • RP



- Exclusive Powerglide™ rope pull system for smooth action
- Tempered steel saw **conventional** blade
- Lightweight fiberglass pole telescopes from 7 ft to 14 ft with twist lock adjustment
- Comfortable 28 inch foam grip

## Dual Compound Action Tree Pruner - 6 ft - 12 ft

- Pruning head with 3X cutting power features a compound action pulley system and **rope drive**
- Die-cast zinc alloy pruning head with non-stick tempered steel blade cuts up to 1 inch

### TP 3841

- Tree pruner with 15 inch conventional saw blade

LW • RP



- Tempered steel saw **conventional** blade
- Lightweight fiberglass pole telescopes from 6 ft to 12 ft with twist lock adjustment
- Comfortable 24 inch foam grip

## Compound Action Tree Pruner - 5 ft - 10 ft

- Die-cast zinc alloy pruning head with non-stick tempered steel blade and **rope drive** cuts up to 1 inch

### TP 3811

- Tree pruner with 15 inch conventional saw blade

LW • RP



- Tempered steel saw **conventional** blade
- Lightweight fiberglass pole telescopes from 5 ft to 10 ft with twist lock adjustment

## Extendable Pole - 7 ft - 14 ft

- Includes pole only, no saw blade included
- Lightweight fiberglass pole extends from 7 ft to 14 ft

### EP 3700

LW



EP 3700 shown with AC 7610 Razor Tooth Saw® blade (sold separately)

- Internal stop prevents inner pole separating from outer pole
- Easy-to-operate "twist lock" assembly

## Long Reach Pruner

- Overall length of 62 inches is ideal for pruning high or low, without bending or straining
- Head rotates, tilts, and swivels for unlimited cutting positions

### TP 3206

LW



- Powerglide™ comfort grip eliminates tangled ropes
- Oval end-grip with rubber overmold increases reach
- Lightweight: weighs only 2.5 lb so you can prune trees, shrubs, and roses all day

LLW= Lifetime Limited Warranty

LW= Limited Warranty

RP= Replacement Parts Available





## FORGED Professional Tree Pruner Head

- Compound action, dual pulley system triples your cutting power
- Heavy duty forged steel hook and Radial Arc® blade with 1½ inch diameter cutting capacity
- Thickest, most weather-resistant polypropylene pull rope and wood grip

**6880-8**  
LLW • RP

- Built-in ferrule fits TP 6881 poles snap-button
- Can also be attached to other 1¼ inch diameter poles by drilling holes in pole and adding fasteners (not included)



## Arborist Tree Pruner Head

- Strong and lightweight aluminum casting for rugged, all-day tree care services
- Large cutting capacity cuts limbs up to 1¼ inch in diameter
- Heat-treated alloy steel blade for maximum strength and durability
- Resharpenable steel blade maintains optimum performance and extends life

**AC 9300**  
LLW • RP

- Non-binding swivel pulley for more leverage and less pressure on the pulley arm
- Built-in ferrule fits 1¼ inch diameter arborist head poles by adding fasteners (not included)\*
- Can also be attached to other 1¼ inch diameter poles by drilling holes in pole and adding fasteners (not included)
- Requires an eye bolt on pole to anchor rope\* (not included)



## Dual Compound Action Tree Pruner Head

- 3X cutting power with compound action pulley system featuring **chain drive**
- Die-cast zinc alloy pruning head with non-stick tempered steel blade cuts up to 1¼ inches
- Exclusive Powerglide™ pulley system for smooth action
- Convertible-action pulley system converts from

**AC 9000**  
LLW • RP

compound to direct pull, giving workers a choice between faster cutting or less required force

- Includes pivot bolt for mounting AC 7241 Razor Tooth Saw® tree pruner blade (sold separately)
- Built-in ferrule can be attached to 1¼ inch diameter poles by drilling holes in pole and adding fasteners (not included)



## Tree Pruner Saw Head

- Strong and lightweight aluminum casting for rugged, all-day tree care service
- Double-curved hook design optimized for pulling branches, raising lines, and guiding tree fall
- Built-in utility loop for attaching ropes, carabiners, and for easy storage

**AC 9100**  
LLW

- Blade mounting system fits popular tree pruner blades by Corona® and other brands, such as Razor Tooth Saw® AC 7240 and QuickSaw® AC series blades (sold separately, see page 64)
- Can be attached to 1¼ inch diameter poles by drilling holes in pole and adding fasteners (not included)



## Tree Pruner Direct-Connect Adapter

- Simple, lightweight design connects tree pruner saw blades to wood and fiberglass poles\*
- High-strength aluminum tube mounts onto 1¼ diameter poles by drilling holes in pole and fastening with included screws and bolts

**AC 9200**  
LLW

- Slotted end with wooden inner plug fits Corona® blades AC 9010 and AC 9020, as well as other brands

## QuickSaw® Tree Pruner Blades - 13 inch **NEW**

- Cut 2.5X faster than conventional saws
- Stay sharp over thousands of strokes thanks to the same superior grade steel as advanced tactical knives
- Cut faster and exert less force with friction-minimizing tapered blades
- Fit Corona® AC 9100 and standard tree pruner saw heads for arborists

Patent Pending

### AC 7990 **NEW**

- 13 inch blade
- Fits most standard tree pruner heads

LLW



### AC 7991 **NEW**

- 13 inch blade, T hook
- Save time with a sharpened front hook that avoids blade pull-out, keeps it inside the cut channel

LLW



### AC 7992 **NEW**

- 13 inch blade, 2 hooks
- Minimize exposure to disease-causing bacteria with rear hook for undercuts that prevent peeling bark

LLW



## Razor Tooth Saw® Tree Pruner Blades - 13 inch

- 2X faster cut with Razor Tooth Saw® technology
- 3-sided impulse-hardened teeth stay sharp longer
- Curved, tempered steel alloy blades

### AC 7240


LLW



- Fits Corona® TP 3841, TP 3811, AC 9100, and standard tree pruner saw heads for arborists

### AC 7241

LLW



- Fits Corona® TP 6870, TP 6850, TP 6830, AC 9000

## Razor Tooth Saw® Tree Pruner Blade - 12 inch

- 2X faster cut with Razor Tooth Saw® technology
- 3-sided impulse-hardened teeth stay sharp longer
- Curved, tempered steel alloy blade
- Fits Corona® TP 3811, TP 3841 and other tree pruners

### AC 7242

LLW



## Razor Tooth Saw® Tree Pruner Blade - 17 inch

- Integral hook shape for pulling branches from trees
- 2X faster cut with Razor Tooth Saw® technology
- 3-sided impulse-hardened teeth stay sharp longer
- Curved, tempered steel alloy blade
- Tang design fits Corona® AC 9200

### AC 9020

LLW



## Razor Tooth Saw® Tree Pruner Blade - 16 inch

- 2X faster cut with Razor Tooth Saw® technology
- 3-sided impulse-hardened teeth stay sharp longer
- Curved, tempered steel alloy blade
- Tang design fits Corona® EP 3700, TP 6881, and AC 9200

### AC 7610

LLW



## Razor Tooth Saw® Blade and Mounting Ferrule 16 inch

- 2X faster cut with Razor Tooth Saw® technology
- 3-Sided, impulse-hardened teeth stay sharper longer
- Curved, tempered steel alloy blade
- Built-in ferrule fits TP 6881 poles snap-button system
- Can also be attached to other 1 1/4 inch diameter poles by drilling holes in pole and adding fasteners (not included)

### AC 7672

LLW • RP



## Value Tools

All Value Tools carry a 1-year limited warranty

## Conventional Saw Tree Pruner Blade - 17 inch

- Curved, tempered steel saw blade
- Tang design fits Corona® AC 9200

### AC 9010

**DID YOU KNOW?**

Razor Tooth Saw® blades cut 2X faster than conventional saws. Each whetstone-ground tooth is sharpened on three sides for a fast, clean, smooth cut.



# Hand and Garden Tools

## Easier gardening is within your grasp.

Corona® has applied the lessons learned from many seasons of field experience to create a series of gardening tools especially designed for your use. Their lightweight, one-piece structures won't bend, break or rust. Their larger diameter, contoured and cushioned grips are comfortable to handle.

## ComfortGEL®



CT 3224 **NEW**

### DIG DEEPER

Learn more about the unique features of Corona tools. Simply scan the QR code with your mobile phone.



# Mattocks

# MAX

## Heavy-Duty Hand Tools

- Three distinct models to meet your needs
- Heavy-duty 14-gauge steel construction withstands repeated use and exposure to the elements
- Non-slips grips reduce hand strain, absorb impact vibration and avoid injury
- Easily work in close quarters with 14 inch handles

## Planting Mattock

- Dual 1 1/2 inch and 2 inch wide blades
- Chops through hardpan soil up to 4 1/2 inches deep
- Quickly sets "pony pack" plants

**HT 69200**

LLW



## Bedding Mattock

- Single-sided 3 inch wide blade
- Opens holes up to 6 1/2 inches deep
- Quickly sets "color pack" plants
- Useful for working around irrigation boxes

**HT 69100**

LLW



## Cultivating Mattock

- 1/2 inch wide blade plus three tines set 2 inches apart
- Break up compacted soil up to 3 inches deep
- Loosens weeds around fragile seedlings and roots

**HT 69300**

LLW



# Garden Tools

# RED

## ComfortGEL® Tools **NEW**

- Stainless steel alloy heads are durable and will not rust
- The most comfortable grip in the garden

## ComfortGEL® Trowel

- Graduated 3 inch wide blade with bag ripper

**CT 3214 **NEW****

LW



## ComfortGEL® Transplanter

- Serrated 2 1/2 inch wide blade with bag ripper

**CT 3224 **NEW****

LW



## ComfortGEL® Cultivator

- Penetrate soil easily with tapered tines

**CT 3234 **NEW****

LW



## ComfortGEL® Hoe/Cultivator

- Convenient 2-in-1 tool for weeding and cultivating

**CT 3244 **NEW****

LW



## ComfortGEL® Weeder

- Easier weeding with 6 inch serrated blade and forked tip

**CT 3254 **NEW****

LW



## ComfortGEL® Scoop

- Large capacity scoop

**CT 3264 **NEW****

LW





## Ergo Tools

- The most comfortable grip in the garden
- Ergonomic poly grips minimize hand stress

- Anti-slip thumb rises and finger guards for greater stability and control
- Die-cast aluminum alloy heads are lightweight and will not corrode

### Ergo Trowel

- Graduated 2 <sup>7</sup>/<sub>8</sub> inch wide cast aluminum blade with bag ripper

**CT 3710**

LW



### Ergo Transplanter

- Serrated 2 <sup>3</sup>/<sub>8</sub> inch wide cast aluminum blade with bag ripper

**CT 3720**

LW



### Ergo Cultivator

- Penetrate soil easily with tapered cast aluminum tines

**CT 3730**

LW



U.S Patent D582,227

### Ergo Hoe/Cultivator

- Convenient 2-in-1 tool for weeding and cultivating

**CT 3740**

LW



U.S Patent D581,752

### Ergo Weeder

- Easier weeding with 6 inch serrated blade and forked tip

**CT 3750**

LW



# Garden Tools

RED

## Extendable Handle Tools

- Lightweight steel handles extend from 18 inches to 34 inches for extra reach
- Heads are fully heat-treated for enhanced durability
- Protective coatings resist chipping and rust
- Comfortable non-slip grips
- Convenient hanging rings for easy storage

LW



## Garden Tools

- Essential hand tools for a broad range of applications
- Cushioned non-slip grips for comfort
- One-piece aluminum alloy heads are lightweight and durable

### Garden Trowel

- Easily dig, plant, pot, and more with a sharpened 3 inch wide blade

CT 3010i

LW



### Garden Fork

- 3 straight tines set 1 1/2 inches apart to break and mix up soil while avoiding damage to plants

CT 3040i

LW



### Garden Transplanter

- Insert new plants at proper depth with a 2 1/8 inch wide marked and graduated blade

CT 3020i

LW



### Garden Weeder

- Get at weeds' roots with a tapered 7 1/4 inch long blade

CT 3050i

LW



### Garden Cultivator

- 3 angled tines set 1 1/4 inches apart to break and mix up soil while avoiding damage to plants

CT 3030i

LW



## Value Tools

All Value Tools carry a 1-year limited warranty

### Bulb Planter

- 4 1/2 inch deep steel core
- Black oxide coating to prevent corrosion

SG 2950

LLW= Lifetime Limited Warranty

LW= Limited Warranty

RP= Replacement Parts Available



# Agricultural Tools



In the early 1920s, when other manufacturers were settling for stamped or cast tools, Corona® was pounding, compressing and flowing hot steel into high-quality, classically designed tools that delivered superior performance with greater reliability. Generations later, the same hand tools, often passed on, are shearing the California grape vines, pruning the lemon, orange and avocado trees of the Southwest, the apples in the Northwest, Midwest and East, and clipping, plucking and shaping landscapes from coast to coast and across the world.



AG 5050

## DIG DEEPER

Learn more about the unique features of Corona tools. Simply scan the QR code with your mobile phone.



## Agricultural Tools

## MAX

### FORGED Orange Shear

- Designed for rapid, high-volume orange, grapefruit and apple harvesting
- Drop-forged steel alloy construction with resharpenable blades
- Specially designed to sever fruit cleanly from fruiting spur
- Custom-ground cutting edges and balanced spring design for fast, precise action
- Includes leather strap

AG 5050

LLW



### FORGED Avocado Shear

- Designed for rapid, high-volume harvesting of avocados, mangos, persimmons, tomatoes and other delicate fruits
- Drop-forged steel alloy construction with resharpenable blades
- Rounded tips help prevent damaged fruit
- Non-slip grips
- Includes leather strap

AG 5040

LLW





## FORGED Grape Shear

- Designed for rapid, high-volume grape harvesting and thinning
- Drop-forged steel alloy construction with resharpenable blades
- Rounded tips help prevent damaged fruit
- Special curved blades cut hard-to-reach stems
- Non-slip grips

### AG 5030

- 2 1/8 inch blades

LLW



## Curved Grape Snip

- Designed primarily for harvesting table grapes
- Heat treated stainless steel curved blades
  - Corrosion resistant for better durability and performance
  - Can be sterilized or disinfected to prevent cross contamination
  - Sap release prevents blades from sticking
  - Speed up harvesting production
- Non-slip grips for better control
- Double-sided thumb lock for left or right-hand use

### AG 4980SS **NEW**

- 2 inch blades

LLW



## Stainless Steel Long Curved Snip

- Designed for picking and field-dressing grape bunches
- Corrosion-resistant stainless steel blades prevent rusting, are easier to clean and reduce germ build-up
- Unobtrusive leather strap lock

### AG 4940SS

- 1 3/4 inch blades

LLW



## Stainless Steel Short Curved Snip

- For use in harvesting apples, pitted fruits and berries
- Corrosion-resistant stainless steel blades prevent rusting, are easier to clean and reduce germ build up
- Unobtrusive leather strap lock

### AG 4920SS

- 1 inch blades

LLW



## FORGED Lemon Shear

- Designed for rapid, high-volume lemon and lime harvesting
- Drop-forged steel alloy construction with resharpenable blades
- Rounded tips help prevent damaged fruit
- Close-tolerance pivot bolt
- Includes leather strap

### AG 5010

LLW



## Stainless Steel Long Straight Snip

- Long, straight, pointed blade for a wide range of applications
- Corrosion-resistant stainless steel blades prevent rusting, are easier to clean and reduce germ build-up
- Unobtrusive leather strap lock

### AG 4930SS

- 1 3/4 inch blades

LLW



## Stainless Steel Short Straight Snip

- Short, straight, blunt-nosed blade for a wide range of applications
- Corrosion-resistant stainless steel blades prevent rusting, are easier to clean and reduce germ build up
- Unobtrusive leather strap lock

### AG 4910SS

- 1 inch blades

LLW





## Hydroponic Tools

RED

### Hydroponic Scissor

- Stainless steel blades with double beveled tapered tips for precision cuts
- Durable handle offers lightweight comfort and performance
- Handle and blades can be sterilized to limit cross contamination

**FS 4130** **NEW**

- 2 inch blades
- LW



### Hydroponic Micro Snip

- Compact, sharp stainless steel blades with double beveled tapered tips for precision cuts
- Durable handle with soft touch feel for lightweight comfort and performance
- Heavy-duty spring for reliable performance
- Double-sided lock for left or right hand use
- Handle and blades can be sterilized to limit cross contamination

**FS 4120** **NEW**

- 2 5/16 inch blades
- LW



### Hydroponic Finger Micro Snip

- Sharp stainless steel blades and tip allows for precision cutting
- Durable ABS plastic handle for lightweight comfort and performance
- Handle and blade can be sterilized to limit cross contamination
- Spring in the handle helps to open the blades after each cut
- Large finger hole in the handle for comfort with push button thumb lock for safety

**FS 4110** **NEW**

- 1 1/4 inch blades
- LW



## Fruit Picker

RED



### Extendable Fruit Picker - 12'

- Hook the fruit between the prongs and gently pull to pick
- Foam cushion in basket reduces fruit bruising
- Aluminum pole extends to 12 feet
- Catch the fruit in a 5.5 inch deep basket
- Powder-coated basket resists rust and corrosion
- Twist pole to extend upper pole to desired length

**FP 2312** **NEW**



## Agricultural Tools

RED

### Long Curved Snip

- Designed for picking and field-dressing grape bunches
- Fully heat-treated steel blades for strength
- Blades, spring and handle coated to prevent rust
- Unobtrusive leather strap lock

**AG 4940**

- 1 3/4 inch blades
- LW



### Short Curved Snip

- For use in harvesting apples, pitted fruits and berries
- Fully heat-treated steel blades for strength
- Blades, spring and handle coated to prevent rust
- Unobtrusive leather strap lock

**AG 4920**

- 1 inch blades
- LW



### Long Straight Snip

- Long, straight, pointed blade for a wide range of applications
- Fully heat-treated steel blades for strength
- Blades, spring and handle coated to prevent rust
- Unobtrusive leather strap lock

**AG 4930**

- 1 3/4 inch blades
- LW



### Short Straight Snip

- Short, straight, blunt-nosed blade for a wide range of applications
- Fully heat-treated steel blades for strength
- Blades, spring and handle coated to prevent rust
- Unobtrusive leather strap lock

**AG 4910**

- 1 inch blades
- LW



### ComfortGEL® Veggie & Fruit Shear

- Maximize comfort and control with soft, ergonomically-shaped grips
- Specially coated non-stick blades provide maximum cutting performance
- Volute spring resists dirt build up and clogging

**BP 3224** **NEW**

- 1 1/2 inch blades
- LW



Patent Pending



## Floral Shears

## MAX

### FORGED Thinning Shear

- Forged steel alloy construction
- Scissor cutting action
- Suitable for left and right hand use
- Resharpenable, straight, narrow blades for tight spaces
- Non-slip grips

#### FS 4350

- 1 3/4 inch blades

LLW • RP



### FORGED Houseplant Shear

- Forged steel alloy construction
- Compact design for smaller hands
- Suitable for left and right hand use
- Resharpenable, narrow blades for delicate plants
- Non-slip grips

#### FS 4310

- 1 1/4 inch blades

LLW • RP



## Floral Shears

## RED

### ComfortGEL® Floral Snip

- Maximize comfort and control with soft, ergonomically-shaped grips
- Fully heat-treated blades maintain sharpness
- Volute spring resists dirt build up and clogging
- Thorn stripper for stems up to 3/8 inch diameter

#### FS 3204 **NEW**

- 1 3/4 inch blades

LW



### Floral Scissors

- Stainless steel blades are resharpenable
- Serrated blade for easy, clean cuts
- Ergonomic grips for comfort
- Great for cutting an assortment of plants and flowers

#### FS 4000

- 3 inch blades

LW





## Accessories

## MAX



### Leather Scabbard

- For use with QS 7900, RS 7130, RS 7120, RS 7395 and other 13 to 14 inch curved saws
- Top grain leather construction
- Stitched and riveted for durability

**AC 7300**

LLW



### Leather Scabbard

- Top-grain leather construction
- Stitched and riveted for durability
- Belt clip and loops included
- Universal design fits most hand pruners and folding saws up to 8 inches
- Pouch depth: 5 inches

**AC 7220**

LLW

## Accessories

## RED



### Universal Tool Scabbard

- Durable nylon construction
- Universal design fits hand pruners and folding saws up to 8 inches
- Easy to carry using metal clip or belt loops
- Front pocket for AC 8300 sharpener storage
- Pouch depth: 5 inches

**AC 4510**

LW



### Machete Sheaths

- Durable reinforced nylon construction
- Belt loops and leg straps for a secure fit
- Built-in button snap holds tool safely in place

**AC 7310**

- Fits MA 60051, MA 60041, MA 62040 MA 60050 and other machetes up to 18 inches

LW

**AC 7330**

- Fits MA 60042 and other machetes up to 22 inches

LW

### Sharpening Tool

- 5 inch super carbide file
- Ideal for sharpening all blades (excludes saw blades)
- Easy to fit in pocket or AC 4510 Nylon Scabbard
- Non-slip grip for easy use

**AC 8300**

LW



### Leaf and Grass Catcher

- Used to manually pick up grass, leaves and yard debris
- Thick, heavy-duty galvanized steel pan
- Heavy-duty steel wire frame
- Canvas is water and mildew resistant

**AC 8350**

LW



### Plastic Scabbard

- Lightweight and high-strength reinforced poly construction
- Protects saw blade when not in use
- Waistband clip and belt loop option
- Easy carrying with hinged belt loop and reinforced carabiner hole
- Fits curved pruning saws with blades up to 14 inches such as Corona® RS 7395, RS 7120, RS 7130 and other brands

**AC 7400**

- For use with RS 7395, RS 7385, RS 7120 & RS 7130

LW

